



Fermanagh and Omagh  
Community Planning Partnership



Fermanagh and Omagh  
**2030**  
Community Plan

**Action Plan**

Formal Review Date: March 2021



## 1. Introduction

Our Community Plan 'Fermanagh and Omagh 2030', published in March 2017, is an overarching strategy which sets out our belief that we can improve services and quality of life for all in our district by getting the public, private and community/voluntary sectors working together better towards our agreed, shared Vision and eight long term outcomes.

This Action Plan sets out the initial partnership actions we will take towards achieving the agreed outcomes. The actions included are those which will help us to begin to jointly tackle the major issues in our district and which require a high level of partnership working to achieve with a focus, where possible, on prevention and early intervention. Some of the actions can be delivered in the short to medium term, others will take longer to fully achieve. Delivering on these actions will bring added value to the core work of each of the individual partners, thereby effecting added benefits for citizens and service users. These actions are in addition to the work of each of the partners which will be detailed in their own Corporate or Service Plans.

We have established a Community Planning Partnership for the Fermanagh and Omagh district to oversee the delivery of the Strategy and the Action Plan. The partners all want this approach to succeed and are committed to a long term, sustained effort to ensure that we can make a positive difference to the lives of our citizens and service users.

Both the overarching Strategy and Action Plan will be reviewed in 2021 to ensure that they continue to meet the evidence based needs and priorities of our citizens.



**Relationship between Community Planning Actions and Individual Partner Actions**



## 2. A Quick Recap - What do we aim to achieve by 2030?

**2.1 Our Vision** is of a welcoming, shared and inclusive Fermanagh and Omagh district, where people and places are healthy, safe, connected and prosperous, and where our outstanding natural, built and cultural heritage is cherished and sustainably managed.

**2.2 Shared Outcomes:** The following outcomes are expressions of the results we wish to achieve for all people in Fermanagh and Omagh:

<b>People and Communities Theme</b>	1. Our people are healthy and well – physically, mentally and emotionally
	2. Older people lead more independent, engaged and socially connected lives
	3. Our communities are inclusive, safe, resilient and empowered
	4. Our people have the best start in life with lifelong opportunities to fulfil their potential
<b>Economy, Infrastructure and Skills Theme</b>	5. Our economy is thriving, expanding and outward looking
	6. Our district is a connected place
<b>Environment Theme</b>	7. Our outstanding natural environment and built and cultural heritage is sustainably managed and, where possible, enhanced
	8. Our district is an attractive and accessible place

## 2.3 Shared Values and Principles:

The shared Values and Principles will underpin all of the actions and community planning partners will promote these across all that we do:

- (i) **Openness, accountability and transparency**  
Open, accountable and transparent governance and decision-making arrangements will be put in place alongside effective scrutiny arrangements; effective monitoring and measurement of progress will be evident with regular and meaningful public reporting.
- (ii) **Equality, inclusivity and diversity**  
Equality, inclusivity and diversity are placed at the core of all of our services and actions, as we work towards achieving a shared future for all.



(iii) **Addressing deprivation**

We will prioritise resources and activities towards targeting areas where deprivation and poverty are evident so as to narrow the gap between our most and least deprived communities.

(iv) **Prevention and early intervention**

We are committed to prevention and early intervention and will work to embed these in our approach to delivering against each of the outcomes.

(v) **Sustainability**

As we work towards the delivery of social, economic and environmental improvements to meet the needs of the present, we recognise that these should not compromise the ability of future generations to meet their own needs.

(vi) **An 'evidence based' approach**

The priorities, outcomes and actions included in the Community Plan have been informed by evidence. Decisions taken going forward will continue to be informed by evidence, including the reporting of progress and the development of data where required and appropriate.

(vii) **Effective engagement**


Inclusive, participative and effective community involvement and engagement will be a feature of community planning.

(viii) **Continuous improvement**

Demonstrable improvements in sustainable social, economic and environmental outcomes will be evidenced, providing better public services.

(ix) **Working collaboratively**

Partners will work collaboratively to achieve the best possible outcomes from community planning, inclusive of best use of shared resources.



### 3. Planning for the needs of vulnerable people

People become vulnerable due to a range of circumstances. It may be due to age or a physical or mental health condition or due to emerging circumstances, eg, victims of domestic abuse, children in care, people living in poverty. It is also recognised that vulnerability is not necessarily permanent and that there is a need to try to ensure that the right support services are provided for those in need, at the time that they are needed.

A number of the indicators, aligned to outcomes, directly relate to the needs of vulnerable people, eg, the number of people aged over 75 years who are hospitalised due to a fall; % of people living in poverty; % of children in care who, at age 19, are in employment or training. Other outcome indicators do not obviously focus on vulnerable people, however, in delivering actions to address these indicators we will be taking action to ensure that our approaches take account of equality, inclusivity and diversity considerations and we will gather and publish associated performance data to evidence this. For example, an action to increase uptake of physical activity programmes will take account of the evidence in terms of under-represented groups and groups at most risk and will target programmes at these users. In terms of addressing deprivation we will continue to review and be informed by evidence such as that provided through the Multiple Deprivation Measures Report.

We are also aware that there are areas where good quality data is not yet available, eg, in relation to life satisfaction of people living with a disability, or in relation to mental health. We are working with partners, both locally and regionally, to improve and develop the data available to us, although we recognise that this will take time. Fermanagh and Omagh District Council undertook a Residents' Survey in February 2018 and this will provide us with further data which will begin to fill some of the gaps we have identified.

### 4. Outcome Planning

Each of the eight shared outcomes is aligned to a number of outcome indicators which tell us what the outcome is seeking to improve for people in Fermanagh and Omagh. For example, the outcome 'Our people are healthy and well – physically, mentally and emotionally' includes the following five outcome indicators:

- |   |   |
|---|---|
| <ul style="list-style-type: none"> <li>(i) The gap in life expectancy between most and least deprived areas</li> <li>(ii) The standardised admission rates due to alcohol and/or drugs</li> <li>(iii) The number of anti-depressants prescribed per 100 patients</li> </ul> | <ul style="list-style-type: none"> <li>(iv) The number of preventable deaths</li> <li>(v) The number of residents suffering from hypertension and/or obesity per 1000 patients</li> </ul> |
|---|---|

Our Action Plan includes those partnership actions where we can add value to the work already being carried out by individual partners and which aim to positively influence the indicators identified. These are identified in a Report Card for each outcome, set out from page 10 of this Plan, and include the following information:

<b>Outcome</b>	An expression of the result we wish to achieve; a condition of well-being for children, adults, families and communities.
<b>Indicators</b>	These tell us how we will measure progress towards the outcome and indicate the effectiveness of the actions for the target population.
<b>Indicator baselines</b>	A graph or illustration of the outcome indicator figures including what the trend is likely to be in future if nothing changes.
<b>Story behind the baseline....</b>	The reason why the situation seems to be as it is – the causes and forces at work – and any issues which may affect the delivery of the outcome.
<b>Data development agenda</b>	Identification of where we need additional data or to develop new indicators to be better informed.
<b>Key partners</b>	Those sectors, organisations or groups who can play a part in delivering actions to improve the indicators.
<b>Actions</b>	What we will do to try to improve the indicators and an indication of timeframe.
<b>Action Lead</b>	The organisation which will lead the action. NB: An Action Lead does not and, indeed, could not have sole responsibility for achievement of an action. Community planning actions, by their nature, will depend on the active contribution of a number of partners to ensure their successful delivery. An Action Lead will, however, have a significant interest in ensuring the success of the related community planning action which is highly likely to be closely linked to the remit of their own organisation. The nature of the role will, primarily, relate to co-ordinating and reporting.

We would like to thank the following Action Leads for their commitment to co-ordinating the delivery of the Fermanagh and Omagh Community Plan 2030.



For each of the actions, identified partners will work to identify **performance measures** to measure the effectiveness of actions. These will tell us:

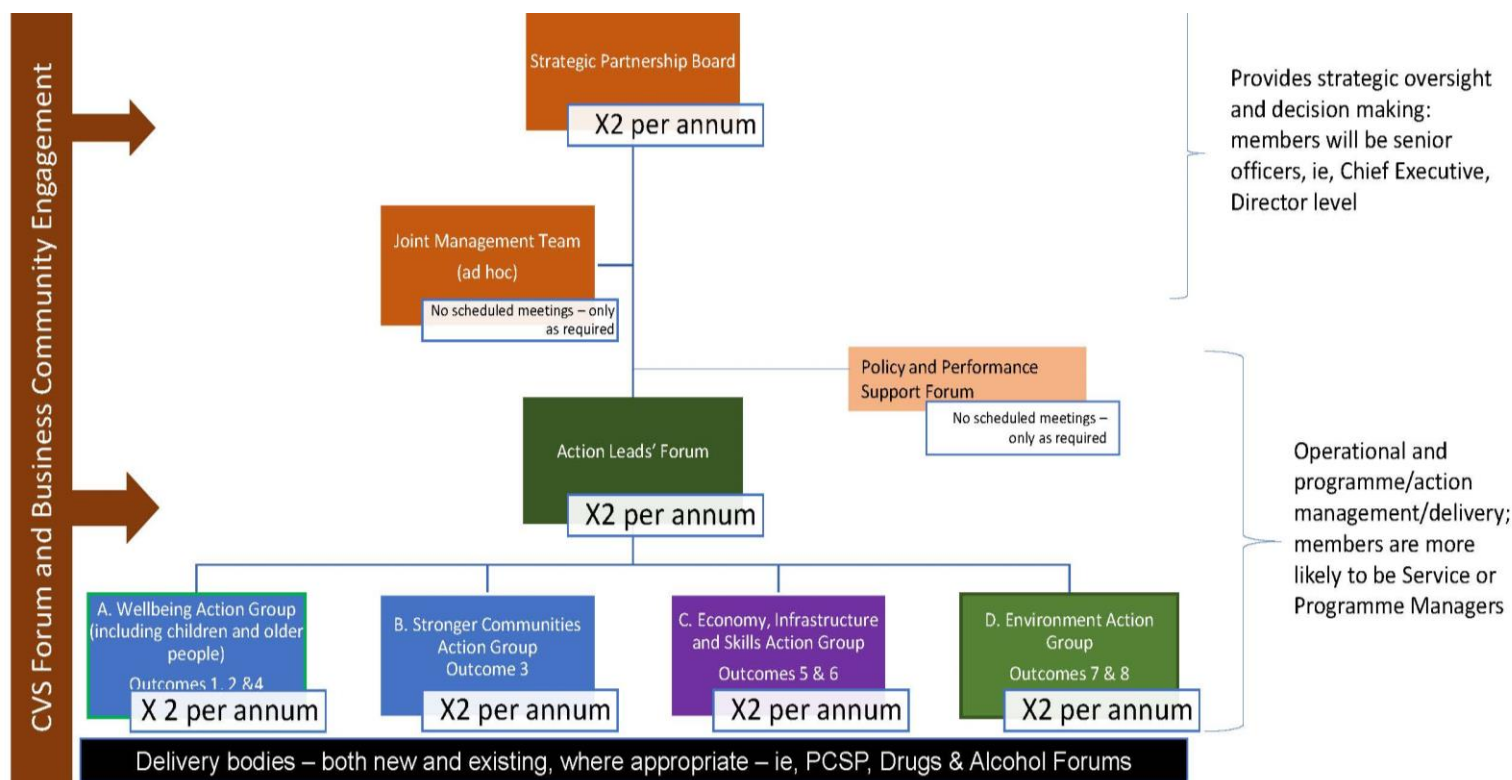
- (i) How much did we do?                      (ii) How well did we do it?                      (iii) Is anyone better off as a result?

This Action Plan will be kept under continual review and actions may be revised according to the data we gather from the performance measures. For example, if performance measures tell us that an action is unlikely to make an impact on the outcome indicator, then we will review that action. This may lead to the action being replaced or updated. Our first Performance Report will be published in 2019.

For more information on an Outcomes Based Accountability (OBA) approach, please visit our website at [www.fermanaghomagh.com/communityplanning](http://www.fermanaghomagh.com/communityplanning)

## 6. Delivery Arrangements

The Fermanagh and Omagh Community Planning Partnership is made up of a wide range of partners and the following governance structure has been agreed to manage the delivery of the strategic Community Plan 'Fermanagh and Omagh 2030' and the associated Action Plan.





The Community and Voluntary Sector plays a key role with representation at all levels of the structure and wider engagement with the sector is facilitated through a Community and Voluntary Sector Forum which meets on a quarterly basis.

Community and Voluntary Sector (CVS) is an umbrella term referring to all of the community groups and organisations, voluntary groups and organisations and charities operating in the district. This includes, eg, groups supporting community activities, health and wellbeing, amateur sporting activities and arts/cultural or heritage activities. There are 492 community and voluntary organisations in the district currently registered with Fermanagh and Omagh District Council. A Community and Voluntary Sector Forum has been established to promote communication/information sharing and support working relationships (i) within the community and voluntary sector across the different District Electoral Areas (DEAs) in the Fermanagh and Omagh district; and (ii) between the sector and Fermanagh and Omagh District Council (FODC) and its community planning partners.



The development of volunteering will be essential to ensuring the continued sustainability of the Community and Voluntary Sector and underpinning many of the actions in this Action Plan. There will be a specific focus within Outcome 3, 'Our Communities are inclusive, safe, resilient and empowered', to ensuring the development of community capacity and resilience which will, to a large extent, entail supporting and enabling the development of volunteering across our district.

## 7. What we will do

The following pages outline a Report Card for each outcome which set out the partnership actions where we can add value to the work already being carried out by individual partners.



# People and Communities

Outcomes 1-4

## Aim

To improve the wellbeing of all our citizens and develop thriving rural and urban communities

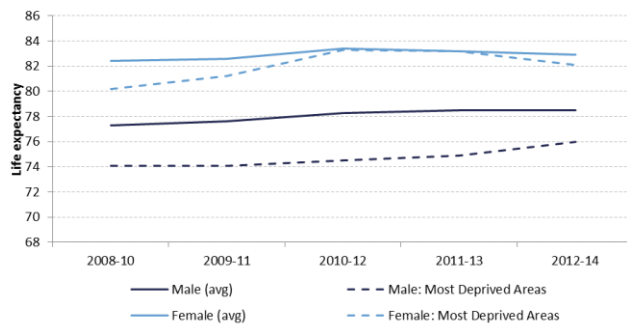


Outcome 1	Our People are Healthy & Well – Physically, Mentally and Emotionally
Indicators	<ul style="list-style-type: none"> <li>• 1a: The gap in life expectancy between the most and least deprived areas</li> <li>• 1b: The standardised admission rates due to alcohol and/or drugs</li> <li>• 1c: The number of anti-depressants prescribed per 100 patients</li> <li>• 1d: The number of preventable deaths</li> <li>• 1e: The number of residents suffering from hypertension and/or obesity</li> </ul>

**Indicator Baseline**

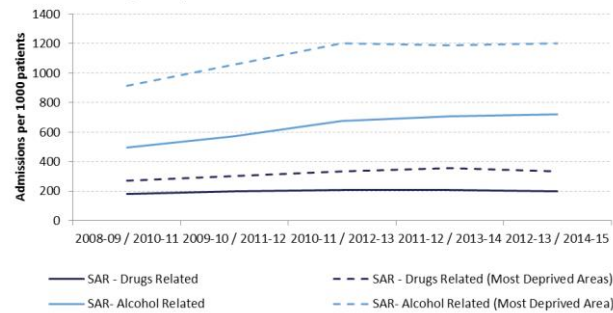
**Gap in life expectancy, Fermanagh and Omagh, 2008-2014**

Source: HCIMS Regional Inequalities



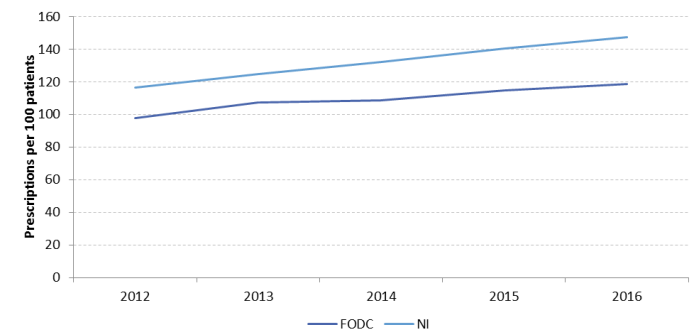
**Standardised admission rates due to drugs and alcohol, 2008-15**

Source: HCIMS Regional Inequalities



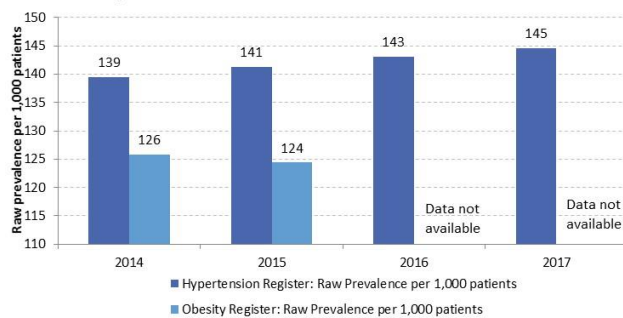
**Number of anti-depressants prescribed per 100 patients, 2012-16**

Source: Business Services Organisation (BSO)



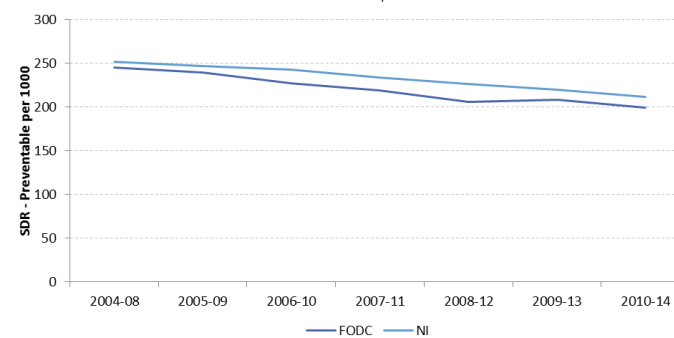
**Number of residents suffering from hypertension and/or obesity, 2014-2017**

Source: Quality Outcomes Framework



**Number of preventable deaths, 2004 - 2014**

Source: Public Health Information and Research Branch - Department of Health



Data Development Agenda: (i) A better indicator for mental health (ii) An indicator for capturing 'emotional' wellbeing





## Story behind the baseline.....

### **1a: Gap in life expectancy between most and least deprived areas**

The gap stands at 2.5 years for males and 0.8 years for females. People living in the most deprived areas are much more likely to have fallen below the poverty line or to be living on a low income. Low income can often result in poor diets and an increase in behaviours associated with stress such as smoking or increased alcohol or drug dependency. Similarly, uptake of leisure activities is often reduced in the most deprived areas and levels of engagement with GPs and other health professionals, particularly amongst males, is often lower. These inequalities often begin to emerge in early years and progress throughout life making it important to address all age groups. There is also a correlation between areas of most deprivation and the highest levels of those who consider themselves not to be in good health.

### **1b: Standardised admission rate due to alcohol and/or drugs**

Currently the Fermanagh and Omagh average stands at 201 admissions per 100,000 people due to drugs and 720 admissions per 100,000 people due to alcohol. Both are much more prominent in the most deprived parts of the district, at 336 per 100,000 (drugs) and 1,202 per 100,000 (alcohol). Drug or alcohol misuse can be attributed to a range of reasons, including family stress or breakdown, peer pressure and coping mechanisms to deal with stress or anxiety. It has also become a social norm to drink alcohol at home on a regular basis and this can spiral into dependency in some, if unchecked. For younger adults the 'pre-drinks' culture before socialising has greatly increased. The rates of admissions are also much higher in the most deprived areas.

### **1c: The number of anti-depressants prescribed per 100 patients**

This currently stands at 115 prescriptions per 100 patients, suggesting that those who receive anti-depressants tend to take multiple drugs. This indicator has been included as a proxy in relation to mental health. This is a consistent trend across Northern Ireland. A key issue in relation to this indicator is that, in the short term, it may be positive to see an increase in the number of anti-depressants prescribed if we can encourage those suffering from depression to seek help so that they can return to good health. In the longer term the aim would be to improve resilience and promote the ability of our people to maintain good mental health and wellbeing which could lead to reductions in the levels of anti-depressants prescribed.

### **1d: The number of preventable deaths**

The number of preventable deaths in Fermanagh and Omagh is slightly below the Northern Ireland average but still stands at 199 per 100,000 deaths. These can be due to a range of factors including suicide, accidents at home or at work, road traffic accidents, poor lifestyle choices, or ignoring health issues. There is a need to focus on early intervention and prevention to help people to make better choices and to access support where needed.

### **1e: The number of residents suffering from hypertension and/or obesity**

At 143 incidences and 124 incidences per 1000 patients, respectively, hypertension and obesity are the most prevalent health issues in Fermanagh and Omagh. Contributing factors are poor diet choices, lack of exercise, more sedentary yet increasingly time-pressured and stressful lifestyles, as well as a greater acceptance of weight gain as the norm. Actions will focus on early intervention and prevention, encouraging lifestyle changes.



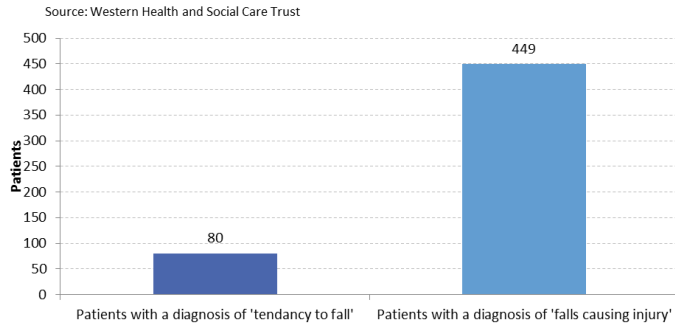


Action	Action Lead	Support Partners	Timeframe: S/M (2-6 years) M/L (6+ years)
1.1 Increase uptake of physical, social, culture, arts and leisure activity programmes across all age groups and amongst under-represented groups to improve physical, mental and emotional health and wellbeing	Fermanagh and Omagh District Council	Sport NI, Public Health Agency, GPs, Community and Voluntary Sector, Early Years/Schools/Education Authority/Council for Catholic Maintained Schools, Libraries NI, Northern Ireland Fire and Rescue Service, National Museums of Northern Ireland, Outdoor Recreation NI, Department for Infrastructure (cycling unit), Eco-Schools, Arts Council NI	S/M
1.2 Increase awareness amongst community partners of the impacts of adverse childhood experiences on life outcomes and expectancy and develop targeted initiatives to address these	Western Health and Social Care Trust	Western Area Outcomes Group, Co-operation and Working Together (CAWT), Community and Voluntary Sector, Early Years/Schools/Education Authority/Council for Catholic Maintained Schools, Fermanagh and Omagh District Council, National Museums of Northern Ireland	S/M and M/L
1.3 Deliver co-ordinated programmes to reduce the effects of alcohol and drug misuse and work to change mindsets through the promotion of healthy lifestyle alternatives	Fermanagh Drugs and Alcohol Forum and Omagh Drugs and Alcohol Forum (overseen by WDACT Partnership)	Western Health and Social Care Trust, Public Health Agency, Police Service of NI, Community and Voluntary Sector, Schools/Education Authority/Council for Catholic Maintained Schools, Retailers, Sport NI, Fermanagh and Omagh District Council	S/M
1.4 Work with partners to encourage and support the identification and development of Mental Health Champions (commencing with workplaces and progressing to other sectors such as schools and communities where feasible)	Action Mental Health	Public Health Agency, Western Health and Social Care Trust, Fermanagh and Omagh District Council, Community and Voluntary Sector, Business Community, Department of Agriculture, Environment and Rural Affairs, Health and Safety Executive NI	S/M
1.5 Provide accessible support services that assist people to obtain, understand and apply health information to make informed and appropriate health decisions and make better use of health services, including community led services	Western Health and Social Care Trust (Health Improvement Department)	Public Health Agency, Health and Social Care Board, GPs, Pharmacies, Community and Voluntary Sector, Libraries NI, Fermanagh and Omagh District Council	S/M and M/L
<b>FURTHER ACTION UNDER DEVELOPMENT:</b> Discussions are also taking place with the Northern Ireland Ambulance Service and other partners regarding the potential to deliver an action to progress community resuscitation programmes across the district. This action would aim to positively influence the indicator relating to the number of preventable deaths.			

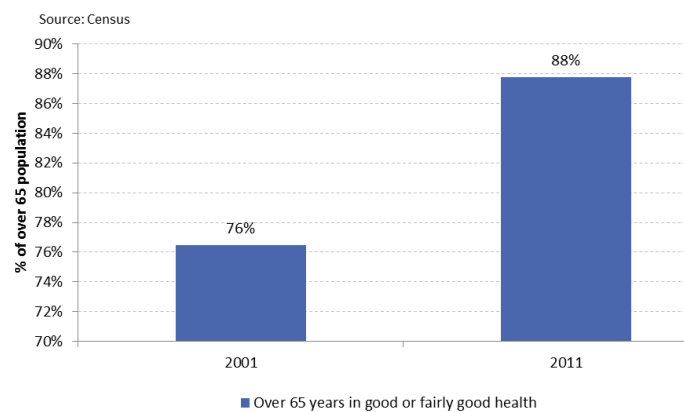
<b>Outcome 2</b>	<b>Older people lead more independent, engaged and socially connected lives</b>
<b>Indicators</b>	<ul style="list-style-type: none"> <li>• 2a: The number of people aged over 75 years who are hospitalised due to a fall</li> <li>• 2b: % of the people aged over 65 years in good health</li> <li>• 2c: % of the people aged over 65 years who have never used the internet</li> <li>• 2d: The number of crimes directed against people aged 60 years or above</li> <li>• 2e: The number of senior smart pass holders</li> </ul>

**Indicator Baseline**

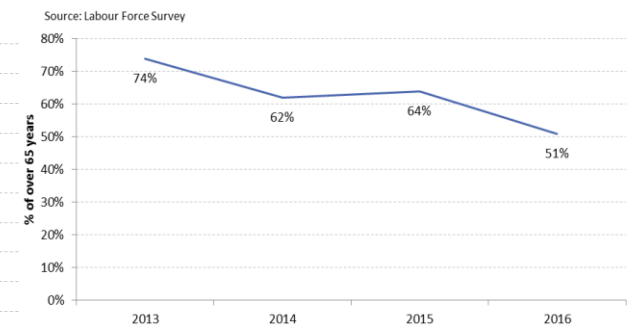
**People aged over 75 years hospitalised due to a fall, Fermanagh and Omagh, 2015/16**  
Source: Western Health and Social Care Trust



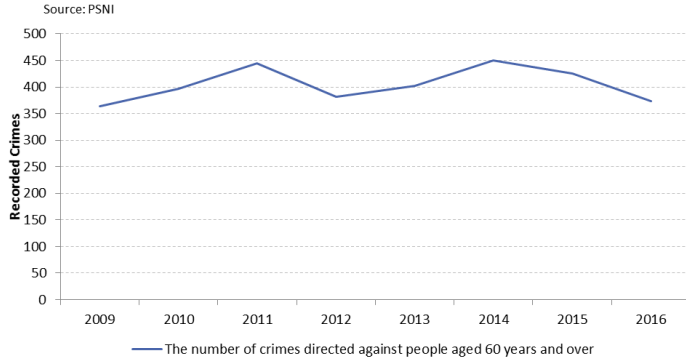
**% of the population aged over 65 years in good health**  
Source: Census



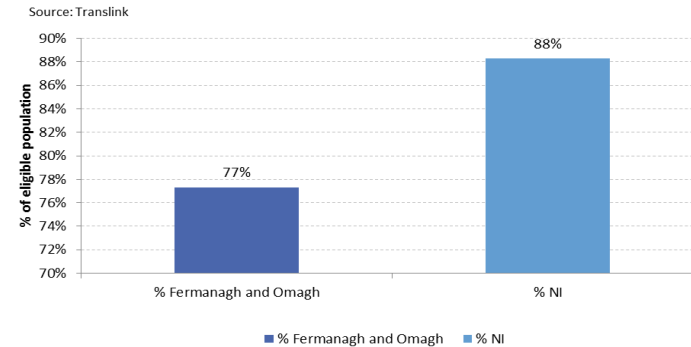
**% of people aged over 65 years who have never used the internet**  
Source: Labour Force Survey



**Recorded crime directed against those aged 60 years +**  
Source: PSNI



**Number of Senior Smartpass holders as % of those eligible, 2015/16**  
Source: Translink



Data Development Agenda: An indicator for the level of social contact the older population have



## Story behind the baseline.....

Overall, the population in Fermanagh and Omagh is getting older. It is projected to rise from 15% aged 65 years or over in 2015 to 23% by 2030. This is a significant change in our population demographic.

### **2a: Number of people aged over 75 hospitalised due to a fall**

The number of people aged over 75 is a growing % of the population and, due to the natural aging process, the risk of falling increases as people get older. For those aged over 75, however, falls greatly increase the risk of reduced mobility and independence as well as of premature death. Targeted interventions to reduce risks have been shown to be effective, particularly for those over 75s who continue to live in the community.

### **2b: % of people aged over 65 years in good health**

88% of the over 65 population in Fermanagh and Omagh report that they are in good health and this is a statistic which we would aim to maintain and, where possible, improve. Older people are at particular risk of loneliness and isolation, particularly those living in dispersed rural communities, and it is important that older people are enabled and supported to live long, active, healthy lives. Many families and communities within our district already benefit from the contributions of healthy, active older people through their volunteering activities and this is an area which could continue to develop and grow with the right support.

### **2c: Older people who have never used the internet**

In 2013, 74% of people aged 65 years or over in Fermanagh and Omagh had never used the internet. This has been declining over time, with the latest figure (2016) suggesting 51%, which is on a par with the NI average. Lack of internet usage may be due to a lack of opportunity or desire to do so or, perhaps, due to affordability or a lack of connectivity and infrastructure. As more and more services migrate online, eg, banking services, this could cause difficulties for older people. Also, the internet provides a tool to increase social activity and engagement which could assist in reducing isolation levels, particularly for those in rural communities. There is a need to focus on specific initiatives aimed at increasing uptake levels amongst this age group.

### **2d: Number of crimes directed against people aged 60+**

This stands at 373, with the trend suggesting a plateau over time. There is a need to ensure that older people are informed and vigilant so that they can take action, where possible, to prevent becoming victims of crime, ie, awareness of potential scams or bogus callers, and so that they can feel safe in their homes.

### **2e: Number of senior smart pass holders**

Data indicates that 77% of those eligible for a senior smart pass in the Fermanagh and Omagh district currently have one. Of those who haven't applied, this may be due to a lack of awareness or, perhaps, due to rurality and extremely limited or infrequent public transport services. Those with access to a car may feel that they would not benefit from this. It is important that those who could benefit from this service are encouraged to do so and that all age groups make better use of public transport, where practicable.





Action	Action Lead	Support Partners	Timeframe: S/M (2-6 years) M/L (6+ years)
<p>2.1 Establish Fermanagh and Omagh as an age friendly district:</p> <p>This action will work towards the 8 themes in the World Health Organisation Guidelines with specific programmes and initiatives aimed at better adapting structures and services to the needs of the aging population, particularly in respect of:</p> <ol style="list-style-type: none"> <li>1. Outdoor spaces and public buildings</li> <li>2. Transportation</li> <li>3. Housing</li> <li>4. Respect and social inclusion</li> <li>5. Social participation</li> <li>6. Communication and information</li> <li>7. Civic participation and employment</li> <li>8. Community health and support services</li> </ol>	<p>South West Age Partnership (SWAP)</p>	<p>Fermanagh and Omagh District Council, Public Health Agency, Western Health and Social Care Trust, Health and Social Care Board, NI Social Care Council, Patient and Client Council, Police Service of NI, Policing and Community Safety Partnership, Northern Ireland Fire and Rescue Service, NI Ambulance Service, NI Housing Executive, Housing Associations, Community and Voluntary Sector, Churches, Community Transport, Translink, Department for Communities, Department of Education, Department for Infrastructure, Department of Agriculture, Environment and Rural Affairs, Social Security Agency, GPs, Pharmacists, Carers, Sport NI, Libraries NI, National Trust, National Museums of Northern Ireland</p>	<p>S/M and M/L</p>

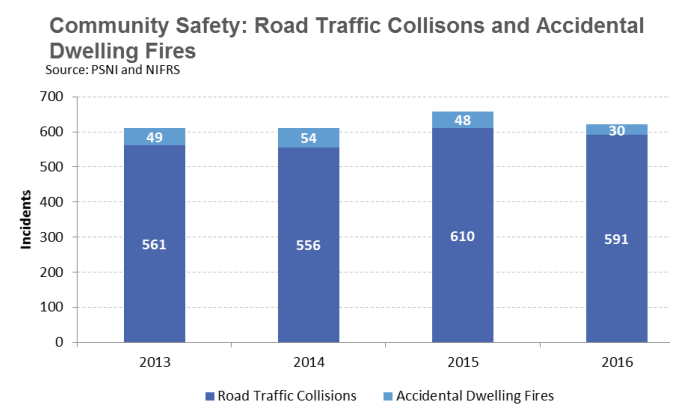
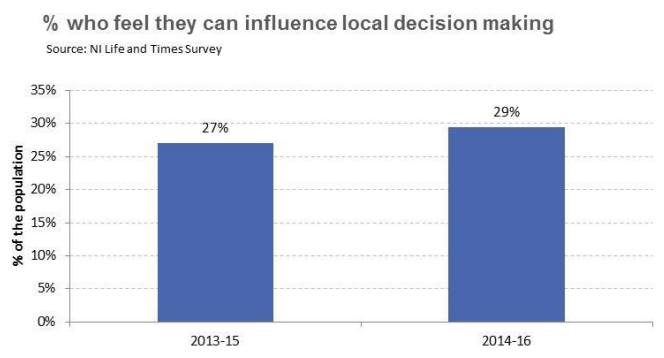
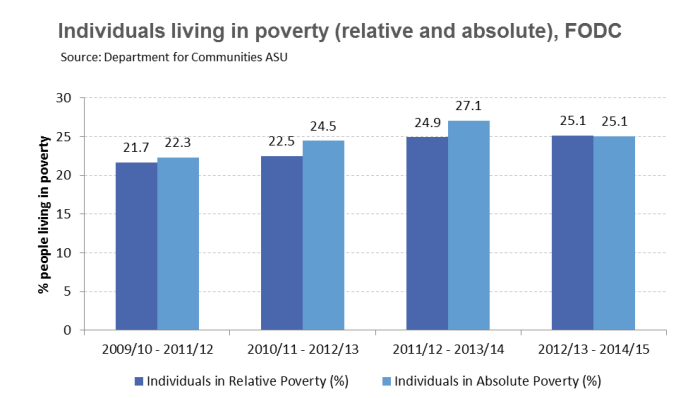
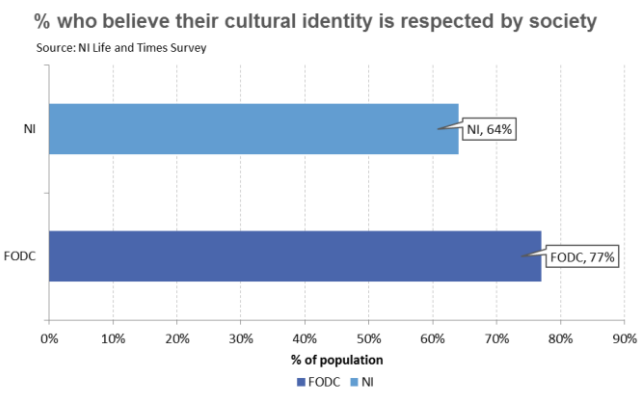
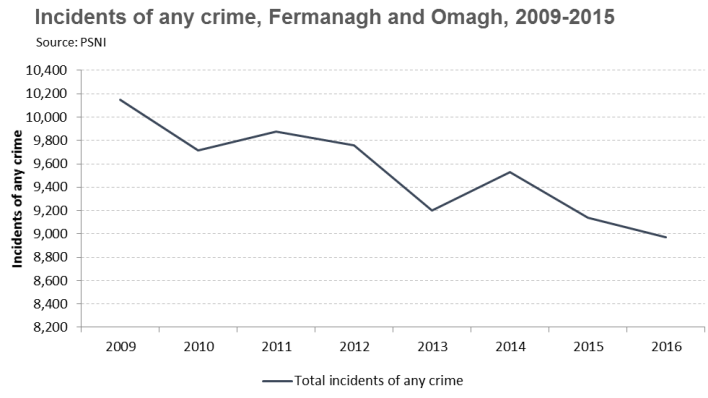


**Outcome 3** Our communities are inclusive, safe, resilient and empowered

**Indicators**

- 3a: The number of incidents of any crime
- 3b: % who believe their cultural identity is respected by society
- 3c: % of people living in poverty
- 3d: % who feel they can influence local decision making
- 3e: % who are engaged in culture, arts or leisure
- 3f: Community Safety (RTCs and Accidental dwelling fires)

**Indicator Baseline**



Data Development Agenda: An indicator on the life satisfaction of people with disabilities

## Story behind the baseline.....

### **3a: Number of incidents of any crime**

Crime rates, overall, have been falling with levels in Fermanagh and Omagh in line with the Northern Ireland trend. The overall figure is made up of 4 different types of recorded crime, however, of these there have been local increases in domestic and sexual abuse and in levels of hate crime. Specific initiatives are required to address these whilst continuing to work to reduce overall crime.

### **3b: % who believe their cultural identity is respected by society**

77% of people in the Fermanagh and Omagh district believe their cultural identity is respected by society, compared to 64% as a Northern Ireland average. This is a positive indicator of cultural identity in our district and one which we should work to maintain and improve through continued proactive efforts to embrace equality, inclusivity and diversity.

### **3c: % of people living in poverty**

The % of people living in poverty in the Fermanagh and Omagh district, approximately 25%, is above the Northern Ireland average (20.4%) and appears to be increasing. This is a complex issue which is calculated based on household income influenced by a wide range of factors including the local economy, wage levels, welfare reform and on-going levels of deprivation (A range of actions within outcomes 4 and 5 aim to address employability and worklessness). Addressing poverty is one of the most important and influential issues which can be taken forward within this Action Plan but is likely to take time and sustained effort to make a difference and is also subject to a number of external influences beyond the control of the partners.

### **3d: % who feel they can influence local decision making**

29% of people in Fermanagh and Omagh feel that they can influence local decision making. This is in line with the Northern Ireland average, but represents less than one-third of the population. Factors which may contribute to this could include a lack of involvement in local consultation processes or disenchantment with consultation or decision-making processes. Ongoing political instability may also be a factor in relation to this indicator. Actions should focus on ensuring that decision making and engagement processes are open, inclusive and user friendly and to encourage community participation and capacity building across our communities.

### **3e: % who are engaged in culture, arts and/or leisure activities**

90% of people living in Fermanagh and Omagh engage in culture, arts and/or leisure activities. This is in line with the Northern Ireland average. Many such activities take place within local communities and this can be an indicator of levels of community activity and associated participation. Actions to support this indicator will largely be addressed through Outcome 1.

### **3f: Community Safety – Numbers of road traffic accidents and accidental dwelling fires**

In 2015 there were 610 road traffic collisions and 48 accidental dwelling fires in the Fermanagh and Omagh district. Many of these could have been prevented, for example, by reducing speed or not using mobile phones when driving and, in the case of dwelling fires, not smoking indoors, avoiding use of chip pans and ensuring electrical equipment meets safety standards. Actions will focus on information and prevention activities with the aim of reducing levels in future years.



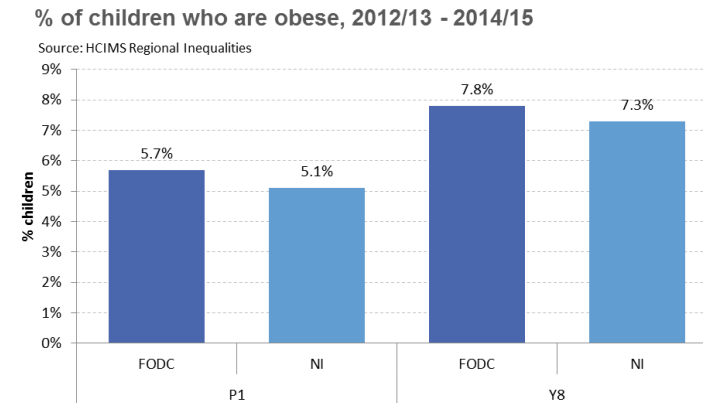
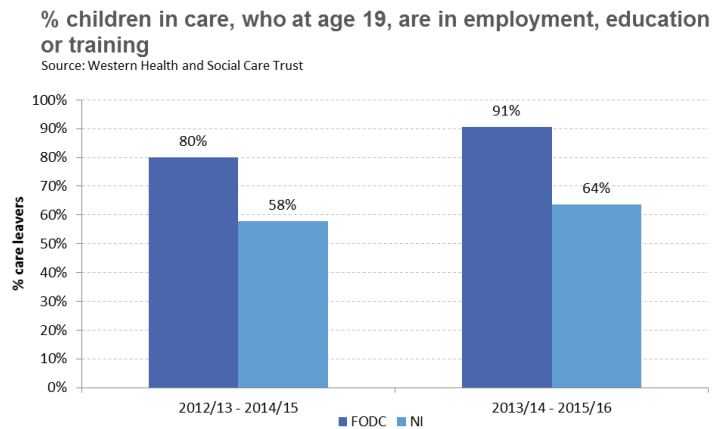
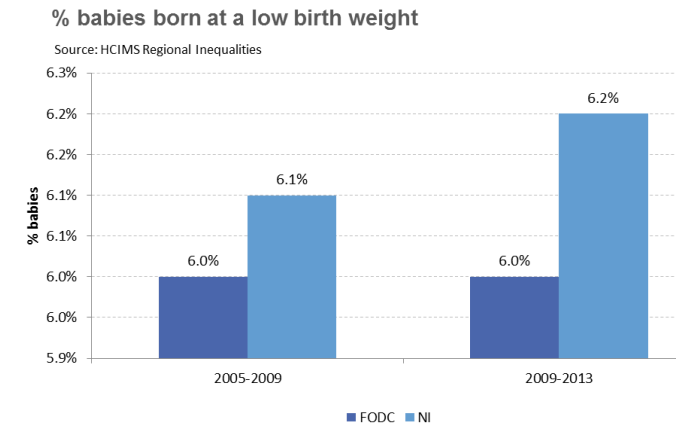
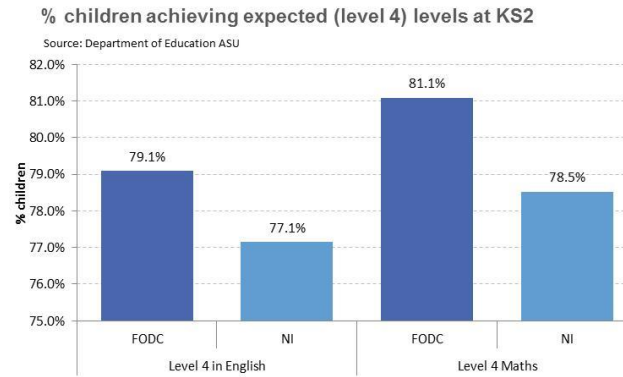
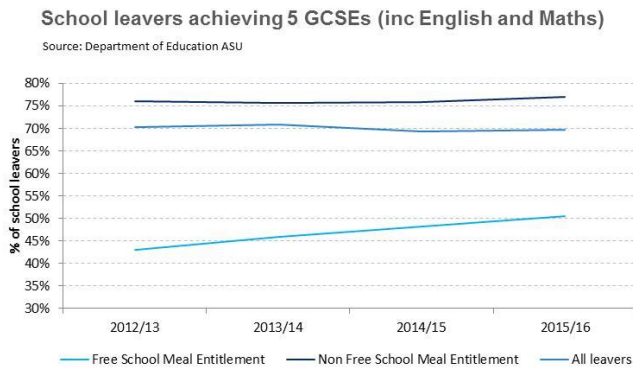
Action	Action Lead	Support Partners	Timeframe: S/M (2-6 years) M/L (6+ years)
3.1 Maintain and extend the Neighbourhood Watch Initiative	Policing and Community Safety Partnership	Fermanagh and Omagh District Council, Police Service of NI, Community and Voluntary Sector, NI Housing Executive	S/M
3.2 Investigate initiatives and develop programmes to deliver early warning communications aimed at preventing incidents of crime	Policing and Community Safety Partnership	Fermanagh and Omagh District Council, Police Service of NI, Community and Voluntary Sector, Business Community	S/M
3.3 Explore further opportunities to increase positive engagement between young people and the Police Service of Northern Ireland, Northern Ireland Fire and Rescue Service and other emergency services	Police Service of NI	NI Fire and Rescue Service, NI Ambulance Service, Community and Voluntary Sector, Fermanagh and Omagh District Council, Schools/Education Authority/Council for Catholic Maintained Schools	S/M
3.4 Increase awareness of and work to improve/increase capacity to support those at risk of domestic and sexual abuse	Western Domestic and Sexual Violence Partnership	Fermanagh Women's Aid/Omagh Women's Aid, Western Health and Social Care Trust, GPs, Policing and Community Safety Partnership, Police Service of NI, Community and Voluntary Sector	S/M and M/L
3.5 Develop/extend initiatives to prevent and increase awareness of cyber-crime and cyber-bullying	Police Service of NI	Fermanagh and Omagh District Council, Policing and Community Safety Partnership, Schools/Education Authority/Council for Catholic Maintained Schools/NICIE, South West College, Community and Voluntary Sector	S/M
3.6 Explore further opportunities to support/deliver programmes of inclusive activity promoting equality and celebrating diversity	Fermanagh and Omagh District Council	Northern Ireland Housing Executive, Schools/Education Authority/Council for Catholic Maintained Schools/NICIE, Community and Voluntary Sector, Churches, Department for Communities, Libraries NI, National Museums of Northern Ireland, Sport NI	S/M
3.7 Progress additional research and analysis to identify opportunities and pilot projects aimed at alleviating the effects of poverty with particular reference to the areas and communities most affected.	Fermanagh and Omagh District Council to lead initial research and Focus Group - Programme Lead for pilot programme and wider roll out to be identified	Department for Communities, Public Health Agency, Western Health and Social Care Trust, GPs, Department of Education, Schools/Education Authority/Council for Catholic Maintained Schools, Community and Voluntary Sector, Churches, Sport NI, Retailers, Libraries NI, National Museums of Northern Ireland, Department of Agriculture, Environment and Rural Affairs, Northern Ireland Housing Executive, Community Transport	S/M and M/L

3.8 Identify and introduce more interactive and joined up processes to communicate and engage effectively with service users	Fermanagh and Omagh District Council	Northern Ireland Housing Executive, Education Authority, Council for Catholic Maintained Schools, Public Health Agency, Western Health and Social Care Trust, Health and Social Care Board, Tourism NI, Invest NI, Police Service of NI, NI Fire & Rescue Service, Libraries NI, Sport NI, Business Community, Department for Communities, Department of Education, Department for Infrastructure, Department of Agriculture, Environment and Rural Affairs, Community and Voluntary Sector	S/M
3.9 Explore further opportunities to strengthen community capacity and resilience across rural and urban areas, including promoting and development of volunteering	Fermanagh and Omagh District Council	Community and Voluntary Sector, Department for Communities, Department of Agriculture, Environment and Rural Affairs, Northern Ireland Housing Executive, Police Service of NI, NI Fire and Rescue Service, Red Cross	S/M
3.10 Expand and develop activities for people living with a disability across the district's culture/arts and leisure venues	Fermanagh and Omagh District Council	Community and Voluntary Sector, Sport NI, Libraries NI, Ulster American Folk Park, The National Trust	S/M
3.11 Deliver road safety programmes (both safe driving and wider road safety) across a range of age groups	Police Service of NI	Northern Ireland Fire and Rescue Service, Policing and Community Safety Partnership, Fermanagh and Omagh District Council, Community and Voluntary Sector, Schools/Education partners, South West Age Partnership, Department for Infrastructure	S/M
3.12 Deliver a targeted programme of home safety assessments and, where appropriate, ensure safety improvement measures are implemented	Fermanagh and Omagh District Council	Police Service of NI, Northern Ireland Fire and Rescue Service, Public Health Agency, Western Health and Social Care Trust, Community and Voluntary Sector, Northern Ireland Housing Executive	S/M

**Outcome 4** Our people have the best start in life with lifelong opportunities to fulfil their potential

- Indicators**
- % of school leavers achieving 5 GCSEs (A\*-C including English and Maths)
  - % of children achieving expected levels at KS2
  - % babies born at a low birth weight
  - % children (P1 and Y8) who are obese
  - % children in care who, at age 19, are in employment or training

**Indicator Baseline**



Data Development Agenda: An indicator on child development in pre-school





## Story behind the baseline.....

### **4a: % of school leavers achieving 5 GCSE's (A\* - C, including English and Maths)**

Overall educational performance at GCSE level in the Fermanagh and Omagh district, at 69.3% of pupils achieving 5 GCSE's at A\*-C, including English and Maths, compares favourably with the NI average (66%). This headline figure, however, masks an issue of underachievement affecting young people from more deprived backgrounds (measured by those in receipt of free school meals) and also with girls at GCSE level out performing boys. Actions need to focus on maintaining and building on our overall high performance while targeting initiatives aimed at addressing under-achievement.

### **4b: % of children achieving expected levels at KS2**

Performance at KS2 level in Fermanagh and Omagh, with 79% of pupils achieving level 4 in English and 81% in Maths, exceeds the NI average in both English and Maths at 77% and 79% respectively. Children achieving level 4 at KS2 are expected to go on to pass 5 or more GCSEs at A\*-C grades. Comparison with 4a indicates that there is a drop off in performance between KS2 and GCSE stage for some pupils and actions should focus on addressing under-achievement and providing learning support.

### **4c: % babies born at a low birth weight**

6% of babies born in the Fermanagh and Omagh district are at a low birth weight which is broadly in line with the NI average at 6.2%. Possible causes of low birth weight in babies are multiple births who are at increased risk of low birth weight due to prematurity, teen mums (especially those younger than 15 yrs old), and babies of mums who are exposed to illicit drugs, alcohol and cigarettes. Low birth weight is a major determinant of mortality, morbidity and disability in infancy and childhood and also has a long-term impact on health outcomes in adult life. Actions to address this indicator will largely be taken forward through outcomes 1 and 3.

### **4d: % children (P1 and Year 8) who are obese**

At both ages the data for the Fermanagh and Omagh district indicates that our childhood obesity levels are slightly above the NI average. Data also indicates that the numbers of children who are obese increases from 5.7% of children in P1 to 7.8% of children in Year 8. Many young children are not as physically active as they should be, nor do they have a healthy, balanced diet and both these issues contribute to levels of obesity. The growth of sedentary leisure activities, the 'car culture', time and financial constraints on busy working parents and our increasing fears about letting young children run around outdoors without adult supervision are all contributory factors. A number of actions under outcomes 1 and 3 will also contribute towards this indicator.

### **4e: % of children in care who, at age 19, are in employment or training**

80% of children in care in the Fermanagh and Omagh district are registered as in employment or training at age 19 compared to a Northern Ireland average of 58%. This is a positive indicator for our district, however, looked after children are one of the most vulnerable and disadvantaged groups in our society. In comparison to non-looked after children, their outcomes are poorer, including poorer educational attainment and much higher rates of unemployment. Girls are more likely than their peers to have a teenage pregnancy; boys are more likely to receive a caution or a conviction than their peers. It is important that sustained efforts are made to improve life outcomes for this group. A number of actions under outcomes 1 and 3 will also contribute to this indicator.



Action	Action Lead	Support Partners	Timeframe: S/M (2-6 years) M/L (6+ years)
4.1 Promote and expand co-ordinated early intervention/ support for under achievers not reaching their potential - including pupils with special educational needs, new-comer pupils, looked after pupils, and pupils entitled to free school meals	Education Authority	Department of Education, Early Years, Schools, Council for Catholic Maintained Schools, NICIE, South West College, Western Health and Social Care Trust, Sport NI, Fermanagh and Omagh District Council, Community and Voluntary Sector	S/M and M/L
4.2 Establish a Focus Group to consider the potential to deliver a pilot programme, involving a target group of school children, to increase physical activity and promote better nutrition with a view to expansion of the programme, if successful	Fermanagh and Omagh District Council to lead initial Focus Group - Programme Lead for pilot programme and wider roll out to be identified	Education Authority, Council for Catholic Maintained Schools, Schools, Department of Education, Fermanagh and Omagh District Council, Sport NI, South West College, Public Health Agency, Western Health and Social Care Trust, Community and Voluntary Sector, Eco-Schools, Northern Ireland Fire and Rescue Service, National Trust, The Conservation Volunteers	S/M and M/L
4.3 Promote partnerships between early years, schools, parents, communities and other relevant agencies to: - deliver community based education and learning support initiatives, - support physical and mental wellbeing of children and young people, - consider opportunities to make school facilities available for community use	Education Authority	Early Years, Schools, Council for Catholic Maintained Schools, NICIE, Department of Education, Fermanagh and Omagh District Council, Western Health and Social Care Trust, Public Health Agency, Northern Ireland Housing Executive, Department of Communities, Department of Agriculture, Environment and Rural Affairs, Community and Voluntary Sector, Sport NI, South West College, Libraries NI, Young Enterprise	S/M and M/L
4.4 Facilitate community involvement in area planning for schools to ensure we have the right number of schools in the district and that they are of the right size, type and in the right place, to ensure pupils receive the best education possible	Education Authority	Council for Catholic Maintained Schools, Schools, Department of Education, Community and Voluntary Sector, Fermanagh and Omagh District Council, Northern Ireland Housing Executive, Sport NI	S/M

# Economy, Infrastructure and Skills

Outcomes 5 & 6

## Aim

To improve employment opportunities for all by supporting the development and growth of a more sustainable local economy and better connected area





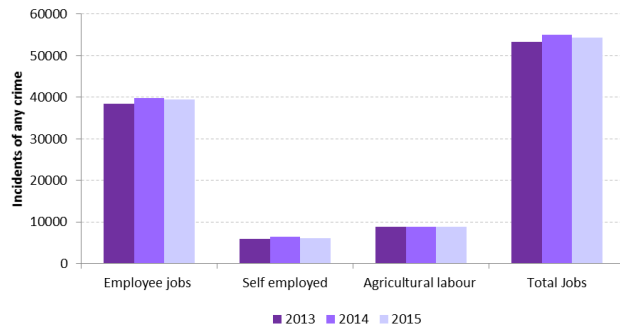
**Outcome 5** Our economy is thriving, expanding and outward looking

- Indicators**
- 5a: Number of jobs
  - 5b: % of the population who are economically inactive
  - 5c: Number of registered businesses
  - 5d: Wage levels
  - 5e: Tourism expenditure
  - 5f: % 16-64 population with level 1 and above skill levels

**Indicator Baseline**

**Number of jobs**

Source: BRES, Labour Force Survey, Agricultural Census, Calculation



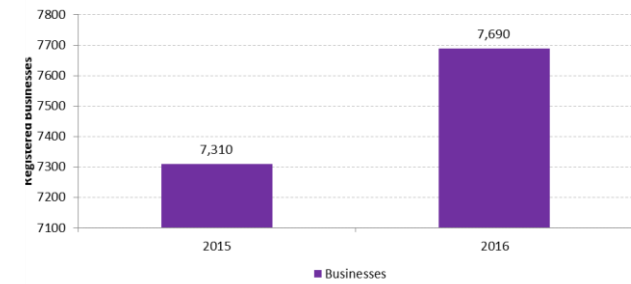
**% of the population who are economically inactive**

Source: Local Authority Database



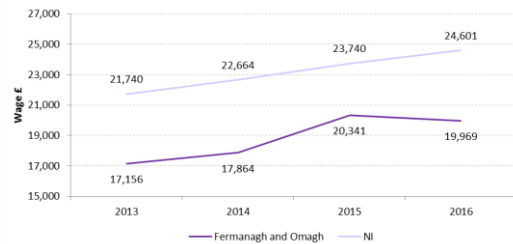
**Number of registered businesses**

Source: Inter-Departmental Business Register



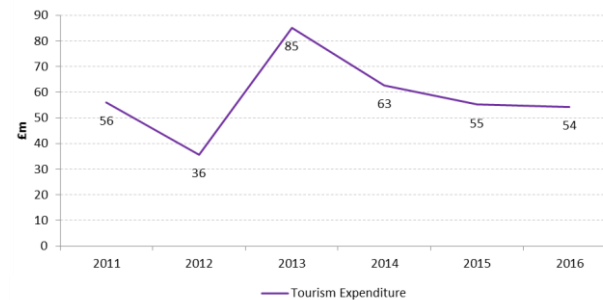
**Average annual pay, all jobs, Fermanagh and Omagh**

Source: ASHE (all jobs, mean)



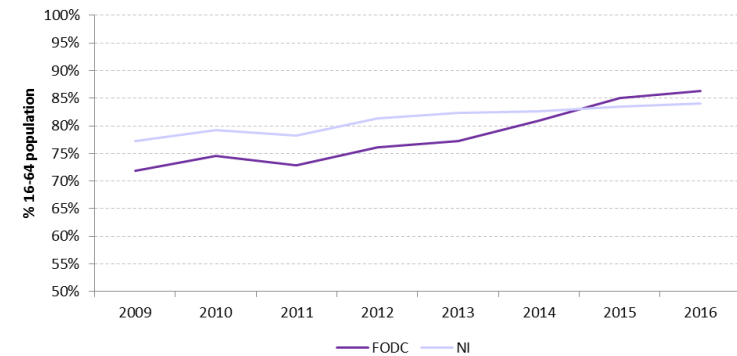
**Overnight Tourism Expenditure, Fermanagh and Omagh**

Source: Local Government Tourism Statistics



**% 16-64 population with level 1 and above skill levels**

Source: Local Authority Database





## Story behind the baseline.....

### 5a: The number of jobs

Overall jobs in the Fermanagh and Omagh district decreased following the economic downturn in 2008/09 although, since 2012, has been steadily increasing with the biggest increase in part-time employment. There are 54,400 jobs in the district comprised of 39,426 employee jobs, 6,170 self-employed jobs and 8,808 agricultural jobs (including self-employed farmers). Continued efforts are needed to provide the conditions which contribute to sustaining and growing employment opportunities in the district.

### 5b: % of the population who are economically inactive

The numbers of people who are economically inactive has been slowly reducing since the recovery from the economic downturn, although at a slower rate for younger people compared to the wider working age population. A factor underpinning the latter point may be the numbers of young people who leave the district either to study or to avail of career opportunities elsewhere, many of whom don't return. Other factors may be the lower level of wages available in the district or issues such as childcare costs which may not make it financially attractive for some benefit claimants to take up employment. Issues around income security for those on part-time or flexible hours contracts may also be a factor as well as, perhaps, a mis-match of skills with the posts available.

### 5c: Number of registered businesses

The number of registered businesses in Fermanagh and Omagh accounts for 11% of the registered businesses in Northern Ireland which is positive given that the district accounts for 6.2% of the NI population. The business base is, however, micro-micro with 85% employing fewer than 5 people and 45% with a turnover of less than £50k per annum. The entrepreneurial spirit is strong with 1 in 5 people self-employed, although this may be driven by lack of job opportunities and also numbers of part-time farmers. 91% of businesses in the district survive their first year which is also a positive indicator. Efforts are required to continue to promote entrepreneurship and to encourage business growth.

### 5d: Wage levels

Average wage levels for those working in the Fermanagh and Omagh district are lower than the Northern Ireland average, ie, £19,969 compared to £24,601. This may be due, in part, to a reliance on lower paid industries such as agriculture or hospitality. There is a need to attract high growth and higher paid industries to the district and to encourage growth within existing industries so that employees can benefit through increased wage levels.

### 5e: Tourism expenditure

Overnight tourism expenditure in the district has averaged £57m per annum over the last 3 years (2014, 2015, and 2016). It is clear, however, that the tourism potential of the district is not fully utilised with none of the district's tourism attractions featuring in the top ten in Northern Ireland and performance reaching a plateau at a time when the Northern Ireland tourism economy is steadily growing. Reasons for this need to be fully explored and efforts made to capitalise on the wealth of attractions our district has to offer.

### 5f: % of population who are skilled to Level 1 and above

81% of the district's population (16-64) are skilled to Level 1 and above, therefore, 19% of our working age population have no formal qualifications. There is a need to address the skill levels in the district and also to align available skills with the available or prospective job opportunities, perhaps through closer links with schools, training providers, businesses and the Careers Service.



Action	Action Lead	Support Partners	Timeframe: S/M (2-6 years) M/L (6+ years)
5.1 In line with the concept of 'Smart Region', develop a compelling proposition to attract investment into the area	Fermanagh and Omagh District Council (Supported by Invest Northern Ireland)	Invest NI, Department for the Economy, Tourism NI, Enterprise Companies, Business Community, Community and Voluntary Sector	S/M
5.2 Provide accessible mentoring and inclusive training to support new and growing businesses (including social enterprises), help existing firms create and sustain employment opportunities, and encourage growth and internationalisation	Invest NI	Fermanagh and Omagh District Council, Department for the Economy, Careers Service, Enterprise Companies, NIHE, Business Community, Community and Voluntary Sector	S/M and M/L
5.3 Encourage businesses to prepare a robust Brexit plan to help mitigate risks and leverage opportunities which may arise from Brexit	Invest NI	Fermanagh and Omagh District Council, Department for the Economy, Enterprise Companies, Business Community, Inter Trade Ireland, ICBAN, Cross-Border Networks	S/M
5.4 Improve opportunities for our tourism businesses through a programme of support and capacity building around business innovation, development, customer care and marketing to encourage locally produced products/tourism products	Tourism NI	Fermanagh and Omagh District Council, Department for the Economy, Invest NI, Enterprise Companies, Business Community, Tourism Partnership, Keep NI Beautiful	S/M
5.5 Develop and progress a sectoral development programme with potential emerging/high growth sectors	Fermanagh and Omagh District Council (Supported by Invest NI)	Department for the Economy, Invest Northern Ireland, Careers Service, Tourism NI, Enterprise Companies, Business Community, Community and Voluntary Sector, Tourism Partnership, South West College	S/M and M/L
5.6 Increase and promote the availability of R&D support for new and existing businesses in emerging/high growth business sectors	South West College	Department for the Economy, Fermanagh and Omagh District Council, Invest NI, Tourism NI, Young Enterprise, Enterprise Companies, Business Communities, Universities	S/M

5.7 Support the Gas to the West initiative and promote uptake across the region	Fermanagh and Omagh District Council	Department for the Economy, Invest NI, South West College, Enterprise Companies, Business sector, Community and Voluntary Sector, Tourism Partnership, SGN Natural Gas	S/M and M/L
5.8 Develop/extend the availability of pre-incubation facilities and advice for new/potential businesses	Omagh Enterprise Company & Fermanagh Enterprise Agency	Fermanagh and Omagh District Council, Invest NI, Business Community, Community and Voluntary Sector, Department for the Economy	S/M
5.9 Develop initiatives to encourage the return of high skilled diaspora to the district	Invest NI	Fermanagh and Omagh District Council, Enterprise Companies, Community and Voluntary Sector, Business Community, Department for the Economy	M/L
5.10 Availing of and building on potential digital networks, promote Omagh and Enniskillen as economic and digital hubs for the district and support commercial and industry led development.	Fermanagh and Omagh District Council	Invest NI, Enterprise Companies, Department for the Economy, Business Community, ICBAN	S/M and M/L
5.11 Ensure and monitor the on-going availability and supply of appropriate industrial/commercial land and premises within the district, alongside consideration of opportunities for the sustainable redevelopment and use of key 'opportunity sites'	Fermanagh and Omagh District Council (supported by Invest NI)	Invest NI, Enterprise Companies, Business Community, landowners as applicable	S/M and M/L
5.12 Design a development and branding programme for farmers to enable them to promote awareness of local quality produce and to increase the potential to get better value for products	Fermanagh and Omagh District Council	Invest NI, Business Community, Department of Agriculture, Environment and Rural Affairs, Agriculture Representative Bodies, Agri Food Strategy Board	S/M
5.13 Develop new, and enhance existing, tourism products, infrastructure and visitor experiences to international standard alongside better promotion/branding	Tourism NI	Fermanagh and Omagh District Council, Tourism Partnership, Business Community, Invest NI, Keep NI Beautiful, ICBAN, Waterways Ireland	S/M and M/L

5.14 Develop an inclusive and accessible continuum of support to encourage post-school young people to follow modern apprenticeships and higher level skills training to meet the needs of emerging industries	South West College	Department for the Economy, Fermanagh and Omagh District Council, Invest NI, schools, Business Community, Community and Voluntary Sector, Training Providers, Education Authority, Council for Catholic Maintained Schools	S/M
--	--------------------	--	-----

### FURTHER ACTIONS UNDER DEVELOPMENT:

Discussions are also taking place with the Department for Communities and other partners regarding an action aimed at developing closer links between schools, training providers, businesses and the Careers Service to better identify and meet future skills requirements and to help those who are not in education, employment or training into sustainable employment, with support once in work. This may involve the establishment of an Employability and/or Skills Forum for the Fermanagh and Omagh district. This action will aim to positively influence the indicators relating to the % of the population who are economically inactive, the number of registered businesses and the % of the working age population with Level 1 and above skills levels.



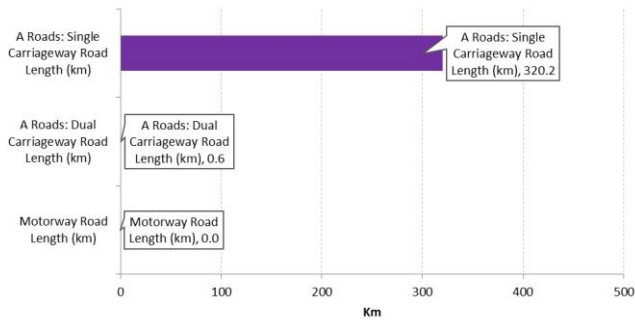


<b>Outcome 6</b>	<b>Our district is better connected</b>
<b>Indicators</b>	<ul style="list-style-type: none"> <li>• 6a: Length of motorways, dual carriageways and 'A' roads</li> <li>• 6b: % of journeys made on public transport and active travel</li> <li>• 6c: % of premises unable to access broadband in excess of 10Mbps</li> <li>• 6d: Length of listed walkways and cycle paths in district</li> </ul>

**Indicator Baseline**

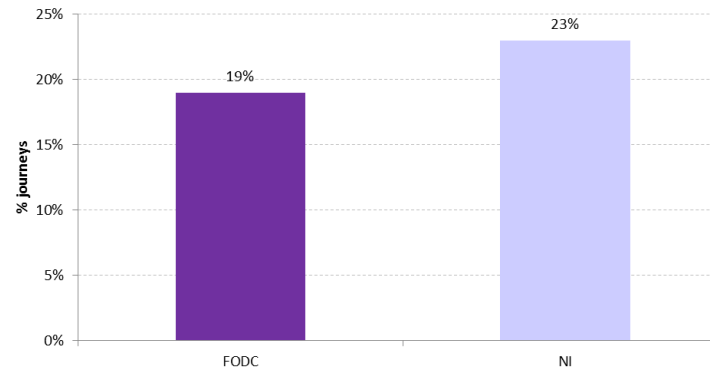
**Length of motorways, dual carriageways and 'A' Roads in Fermanagh and Omagh**

Source: TransportNI / Department for Infrastructure



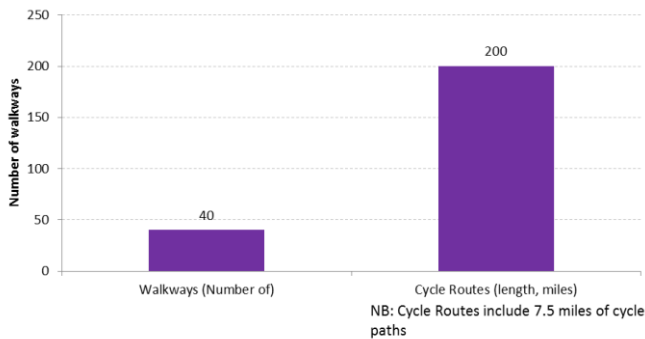
**% of journeys made on public transport and active travel, 2012-14**

Source: Travel Survey NI



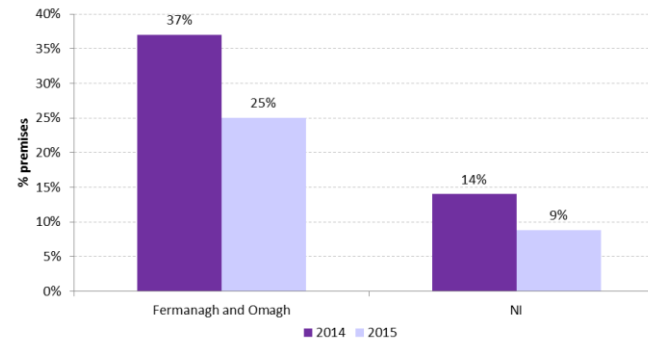
**Listed walkways and cycle routes, Fermanagh and Omagh**

Source: Fermanagh and Omagh District Council



**% of premises unable to access broadband in excess of 10Mbps**

Source: OFCOM Connected Nations Report



Data Development Agenda: An indicator linking the connectivity between major economic corridors and minor rural roads



## Story behind the baseline.....

### **6a: Length of motorways, dual carriageways and 'A' roads in the district**

There are no motorways or dual carriageways in the Fermanagh and Omagh district (NB: Department for Infrastructure recognises 0.6km of road at the Cherrymount link road in Enniskillen as dual carriageway) and 320km of 'A' class roads. There are ongoing efforts to secure upgrades of key transportation corridors, ie, A5, A4 and A32, which are essential to the continued economic and social development of the district and to promote balanced regional development. Correlations can be drawn between the transport infrastructure gaps in the region and the lower visitor numbers to visitor attractions in the district.

### **6b: % of journeys made on public transport and active travel (walking, cycling)**

At 19%, the figures for the district fall below the Northern Ireland average of 23%. This could be due to the rurality of the district and the limited public transport service available across rural areas. In some cases there will be no alternative to use of the car, particularly for commuting, however efforts should be made, where practicable, to encourage use of public transport and/or other forms of active travel due to the personal, social and environmental benefits which could be gained.

### **6c: % of premises unable to access broadband in excess of 10Mbps**

In 2015, 37% of business premises in the Fermanagh and Omagh district were unable to access broadband speeds in excess of 10Mbps. This compared unfavourably with the Northern Ireland average at just 14%. (Both of these have decreased in 2016, but the gap between the Fermanagh and Omagh District and NI remains.) Fast and reliable broadband is an essential requirement for businesses in today's environment and this is a limiting factor in terms of business development, attractiveness of the district to investors and growth of the local economy. There is a need to encourage and secure investment in local infrastructure and to explore new and innovative models of delivery.

### **6d: Length of walkways and cycle paths**

There are 200 miles of identified cycle routes in the district, including 7.5 miles of designated cycle paths. In addition we have 40 quality listed walkways in Fermanagh and Omagh. As we continue to promote active travel and the health benefits associated with increased physical activity, it is important to continue to invest in infrastructure to provide quality, safe walking and cycling opportunities so that more people, of all ages and abilities, are encouraged to participate and to avail of the opportunity to enjoy the beauty of our outdoor environment.



Action	Action Lead	Support Partners	Timeframe: S/M (2-6 years) M/L (6+ years)
6.1 Lobby for/promote a joint government initiative to address the infrastructure deficit in border counties	Fermanagh and Omagh District Council	Neighbouring Councils, Translink, Rural Community Transport Networks, Community and Voluntary Sector, Education Authority, Invest Northern Ireland (NB: Department for Infrastructure will undertake an advisory role)	S/M and M/L
6.2 Establish a Working Group to identify key local transport concerns around rural connectivity and access needs and to consider/contribute to emerging proposals aimed at improving integration of transport services	Department for Infrastructure (Interim Lead pending agreement of a regional lead partner)	Fermanagh and Omagh District Council, Translink, Rural Community Transport Networks, Community and Voluntary Sector, Education Authority, Western Health and Social Care Trust, Invest Northern Ireland, Department of Education, Department of Health, Sustrans, SWAP	S/M and M/L
6.3 Improve access to and uptake of sustainable forms of transport (cycling, walking and public transport)	Department for Infrastructure	Fermanagh and Omagh District Council, Translink, Rural Community Transport Networks, Community and Voluntary Sector, Education Authority, Public Health Agency, Sustrans, Outdoor Recreation NI	S/M and M/L
6.4 Establish a Fermanagh and Omagh Steering Group to contribute to the Department for Infrastructure's review of the Regional Strategic Transport Network Transport Plan (RSTN – TP) with a view to achieving more balanced regional development and with a particular emphasis on the upgrade of the A5, A4, A32 and associated cross-border linkages	Fermanagh and Omagh District Council	Department for Infrastructure, Translink, Rural Community Transport Networks, Community and Voluntary Sector, Education Authority, Western Health and Social Care Trust, NI Ambulance Service, Invest NI, Irish Central Border Area Network	S/M and M/L
6.5 Lobby for increased and improved broadband coverage across the district (NB: it is expected that this action will be expanded when information becomes available on potential new government funding streams and initiatives)	Fermanagh and Omagh District Council (Interim Lead)	Department for the Economy, Community and Voluntary Sector, Business Community, Irish Central Border Area Network	S/M and M/L



# Environment

Outcomes 7 & 8

## Aim

To promote positive action on climate change, sustainable management and enhancement of the natural, built and cultural environment

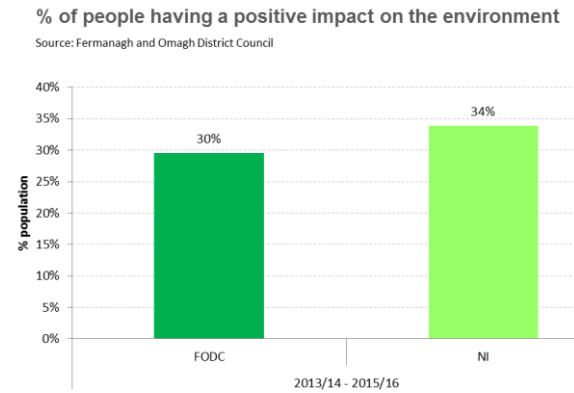
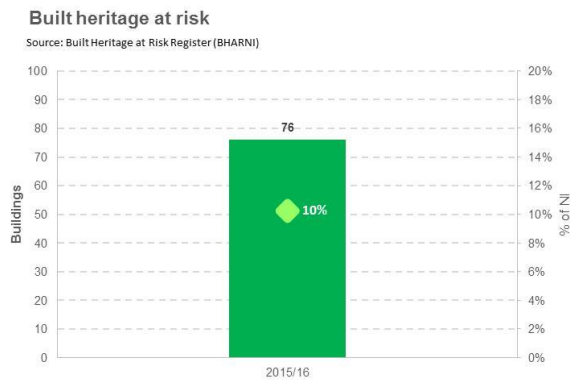
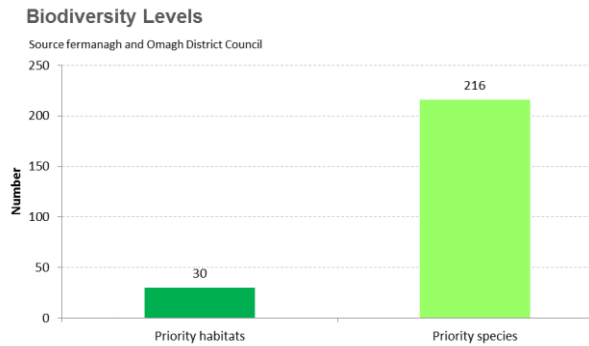
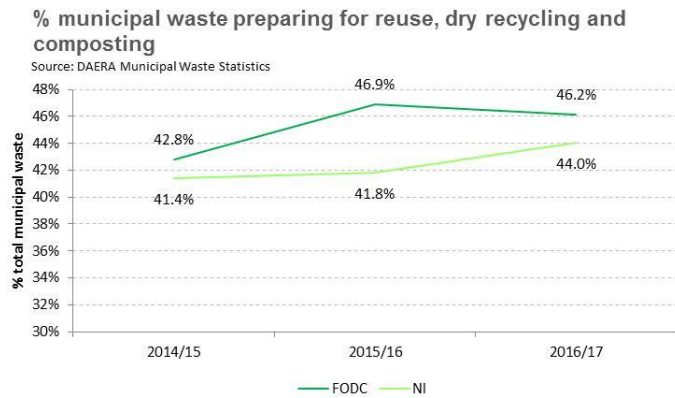




**Outcome 7 Our outstanding natural environment and built and cultural heritage is sustainably managed and, where possible, enhanced**

- Indicators**
- 7a: % of municipal waste preparing for reuse, dry recycling and composting
  - 7b: Biodiversity levels
  - 7c: Usage of quality listed walkways and cycle paths in district
  - 7d: The number of buildings on the Buildings at Risk (NI) Register
  - 7e: The number of people having a positive impact on the environment

**Indicator Baseline**



Data Development Agenda: (i) The proportion of energy that is sourced from renewables. (ii) Cultural Heritage.

## Story Behind the Baseline.....

### **7a: % of municipal waste preparing for reuse, dry recycling and composting**

At 46.9% in 2015/16, the levels of reuse, dry recycling and composting in the district are similar to the Northern Ireland average, however, in order to meet the EU target of 50% by 2020, further work remains to be done. The introduction of the food waste collection service will assist in moving us towards the achievement of this target, nonetheless, efforts must be made to continue to change culture and mindsets and to encourage both householders and businesses to build on the steps that have been made and to further embrace initiatives aimed at increasing reuse, recycling and composting.

### **7b: Biodiversity levels**

The Fermanagh and Omagh district is one of the most biodiverse regions in Northern Ireland with a number of priority habitats and species located within our area. This is a highly valued resource and one of the unique selling points of our district, however, there are many risk factors such as climate change, pollution and invasive species, amongst others. We must continue to respect, record and promote the diversity of our natural heritage for the benefit of current and future generations.

### **7c: Usage of quality listed walkways and cycle paths in the district**

In 2015/16, we had 34 counters located at quality listed walkways and cycle paths in the district which registered 477,652 users. This increased to over 520,000 usages in 2016/17. We aim to expand on these counters so that we can continue to gather data on the numbers of residents and visitors who are actively using and benefitting from this resource and so that we can obtain evidence as to whether efforts to encourage active travel are successful.

### **7d: Number of buildings on the Built Heritage at Risk (NI) Register**

The Built Heritage at Risk Register highlights the vulnerability of our historic built environment and contains a selection of listed buildings, scheduled monuments and other historic structures from throughout Northern Ireland which are currently at risk and require a sustainable future. 76 buildings/structures from within the Fermanagh and Omagh district are included on the register which is commissioned by the Northern Ireland Environment Agency, Built Heritage Unit and is compiled by the Ulster Architectural Heritage Society. Efforts are required to identify opportunities to prevent further deterioration and, where practicable, to sustainably restore this resource.

### **7e: Number of people having a positive impact on the environment**

30% of people resident in the Fermanagh and Omagh district consider themselves to be actively making changes which will have a positive impact on the environment, e.g. re-using plastic bags, buying organic food, giving a gift certificate instead of a product. This is below the NI average of 34%. Actions should focus on initiatives which will inform and change mindsets alongside providing or promoting opportunities to practice greater environmental awareness.

Action	Action Lead	Support Partners	Timeframe: S/M (2-6 years) M/L (6+ years)
7.1 Identify recycling champions and promote increased recycling across both the business sector and households	Fermanagh and Omagh District Council	Community and Voluntary Sector; Business Community; Department of Agriculture, Environment and Rural Affairs; Keep NI Beautiful; Leave No Trace Ireland; schools	S/M
7.2 Deliver targeted programmes with communities to promote pride of place (eg, litter picks, planting etc), promote volunteering and enhance the community awards scheme to recognise positive impact on the environment	Keep NI Beautiful (supported by Northern Ireland Environment Link)	Fermanagh and Omagh District Council; Community and Voluntary Sector; Business Community; Department of Agriculture, Environment and Rural Affairs; Leave No Trace Ireland; Field Studies Council, Early Years/schools; National Trust; Woodland Trust; Local Biodiversity Forum; Waterways Ireland	S/M
7.3 Through partnership working, deliver the Fermanagh and Omagh Local Biodiversity Action Plan with a specific focus on: (i) Helping conserve and enhance local habitats and species (ii) Raising awareness and knowledge of local biodiversity (iii) Involving local people and communities in developing wildlife projects and improving physical and mental health through conservation and outdoor activities.	Local Biodiversity Forum (supported by Fermanagh and Omagh District Council)	Community and Voluntary Sector; Department of Agriculture, Environment and Rural Affairs; NI Environment Link; Lough Erne Landscape Partnership; Heart of Ancient Ulster Landscape Partnership; Royal Society for the Protection of Birds; Woodland Trust; Field Studies Council; Loughs Agency; Waterways Ireland; The Conservation Volunteers, Education Authority; Schools; Eco-Schools; Leave No Trace Ireland; An Creagan	S/M and M/L
7.4 Identify, promote and engage with opportunities to protect, manage, conserve and invest in our built heritage	Heritage Sector (individual lead organisation to be confirmed)	Heritage Sector, Department for Communities (Historic Environment Division); Fermanagh and Omagh District Council, National Trust, Business Community	S/M and M/L



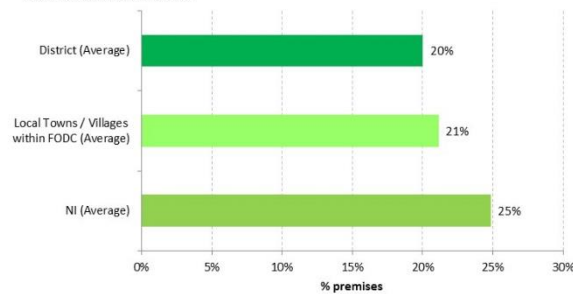
**Outcome 8**      **Our district is an attractive and accessible place**

- Indicators**
- 8a: % of commercial premises that are vacant
  - 8b: The number of fly tipping incidents across the district
  - 8c: The number of tourism trips across the district
  - 8d: Provision of car parking spaces, including disabled spaces
  - 8e: % of leisure time spent outdoors (local people)

**Indicator Baseline**

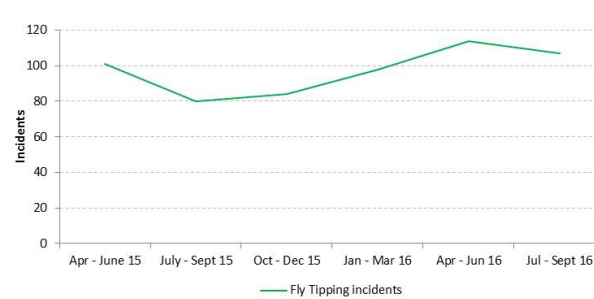
**% of commercial premises that are vacant**

Source: Land and Property Services



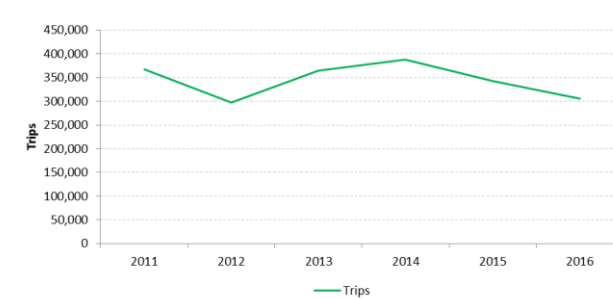
**Number of fly tipping incidents across the district**

Source: Fermanagh and Omagh District Council



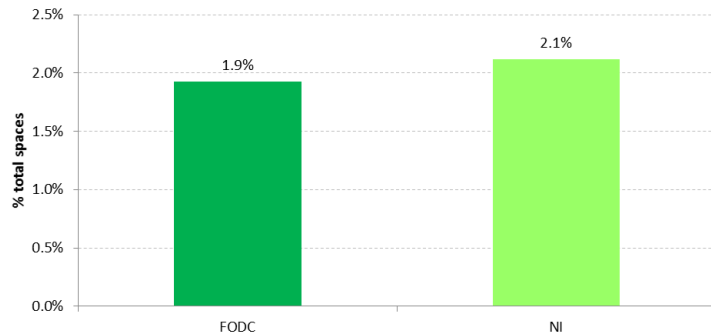
**Number of tourism trips to the district**

Source: Local Government Tourism Statistics



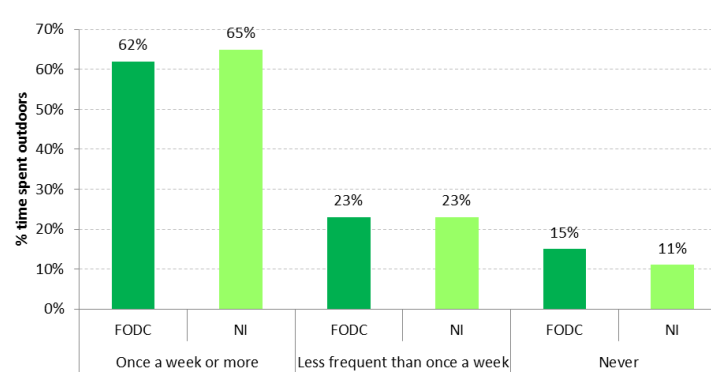
**% of off-street car parking spaces allocated as disabled spaces**

Source: Fermanagh and Omagh District Council / NI Transport Statistics



**% of leisure time spent outdoors**

Source: Continuous Household Survey



## Story behind the baseline.....

### **8a: % of commercial premises that are vacant**

20% of commercial premises in the district were vacant at the time the data was requested (October 2016) compared to an average of 25% across Northern Ireland. Rates vary across the district, ranging from 18% in Enniskillen to 27% in Lisnaskea. In general, local towns and villages (i.e. those outside Enniskillen and Omagh) tend to have a higher level of vacancies. This figure is seen as an indicator of wider economic conditions and many town centres have not fully recovered from the effects of the last economic downturn. Efforts are required to continue to promote local economic growth and to make town centres attractive to both retailers and customers.

### **8b: Number of fly tipping incidents across the district**

363 incidents of fly tipping were recorded across the district in 2015/16 and rates have been steadily increasing over time. Efforts to address this need to focus on changing mindsets and culture alongside promoting pride of place. Actions will primarily be taken forward under outcome 7, alongside the direct efforts of Fermanagh and Omagh District Council and DAERA to deal effectively with offenders through enforcement action.

### **8c: Number of tourism trips to the district**

There were 341,000 overnight tourism trips to the district in 2015, falling to 305,000 in 2016. The number of trips across NI has increased over the same period. None of the district's visitor attractions feature in the top 10 attractions for Northern Ireland by visitor numbers and it is suggested that there is a correlation between this and the lack of key transport infrastructure in the district. Actions will focus on building tourist infrastructure and products alongside capacity building and will complement actions already identified under outcomes 5, 6 and 7.

### **8d: Provision of car parking spaces, including disabled spaces**

In 2015/16 there were 3,115 car parking spaces in council owned public car parks across the district, including 60 spaces for people with a disability. This approximates to 1.9% of car parking spaces and is slightly below the standard across Northern Ireland. Car parking provision is seen to be linked to the viability and sustainability of town centres and actions will focus on ensuring that adequate provision is available to meet needs.

### **8e: % of leisure time spent outdoors – local people**

62% of Fermanagh and Omagh residents are undertaking activities to spend leisure time outdoors on one or more occasions per week compared to an average of 65% across Northern Ireland. Anecdotal evidence also suggests that increasing numbers of children and young people are spending more time indoors. There are many studies which point to the significant health benefits which can be gained by spending time outdoors on a regular basis, including improved mental health, reduced stress, increasing memory and attention span, increasing vitamin D intake and improving quality of sleep.

Action	Action Lead	Support Partners	Timeframe: S/M (2-6 years) M/L (6+ years)
8.1 Investigate opportunities to bring markets into town centres so as to increase vitality and levels of footfall	Fermanagh and Omagh District Council	Department for Communities, Business Community, Community and Voluntary Sector	S/M
8.2 Investigate opportunities to address cases of derelict properties in order to redevelop so as to provide safe and attractive spaces	Fermanagh and Omagh District Council	Invest NI, Department for Communities, Department for Infrastructure, Business Community, Community and Voluntary Sector	S/M and M/L
8.3 Enhance and improve the aesthetics of our towns, villages and neighbourhoods (ie, external public places) to make these more welcoming, accessible, clean and attractive to business, local users and visitors.	Fermanagh and Omagh District Council	Department for Communities, Department for Infrastructure, Invest NI, Business Community, Community and Voluntary Sector, Department of Agriculture, Environment and Rural Affairs, Sport NI, Keep NI Beautiful, South West Age Partnership	S/M and M/L
8.4 Develop and implement management plans for the Sperrins AONB and for the Global Geopark in partnership with neighbouring areas	Local Government Partnership/Fermanagh and Omagh District Council	Tourism NI, Tourism Partnership, South West College, Waterways Ireland, Department of Agriculture, Environment and Rural Affairs, Sport NI, Failte Ireland, National Museums of Northern Ireland, neighbouring councils as appropriate	S/M and M/L
8.5 Train young people in the area to be ambassadors for tourism	South West College	Tourism NI, Fermanagh and Omagh District Council, Tourism Partnership, schools, National Museums of Northern Ireland, Waterways Ireland, Community and Voluntary Sector	S/M
8.6 Review parking provision across the area (including coach parking), giving consideration to disability/mobility issues, and deliver on agreed actions	Fermanagh and Omagh District Council	Translink, Business Community, Disability Advisory Group, Access and Inclusion Group, Department for Infrastructure, Waterways Ireland, South West Age Partnership	S/M
8.7 Develop a network of Blueways and other water based infrastructure	Waterways Ireland	Fermanagh and Omagh District Council, Outdoor Recreation NI, Department of Infrastructure (cycling unit), Sport NI, Forest Service, Keep NI Beautiful, Lough Erne Landscape Partnership, Heart of Ancient Ulster Landscape Partnership	S/M and M/L
8.8 Promote and increase countryside access across the district, promoting the 'leave no trace' principle	Fermanagh and Omagh District Council	Outdoor Recreation NI, Department of Infrastructure (cycling unit), Waterways Ireland, Sport NI, Forest Service, DAERA, Keep NI Beautiful, National Trust, Community and Voluntary Sector, Sport NI, Lough Erne Landscape Partnership, Heart of Ancient Ulster Landscape Partnership	S/M

## 8. Monitoring and Evaluation

On-going monitoring of the Community Plan Action Plan is key to its success in meeting the needs of the people of the district and this will be progressed through the governance arrangements. The Partnership is statutorily obliged to publish its first Performance Statement in 2019 and every two years thereafter. A formal review of the Community Plan and the associated actions will be undertaken by March 2021.

The Fermanagh and Omagh Community Plan Action Plan is a living document which will evolve to capture the ever changing needs and demands of the Fermanagh and Omagh District. This plan does not exclude any other complementary actions that may develop and be delivered within the lifetime of the Action Plan. Regular updates on progress will be available online at [www.fermanaghomagh.com/communityplanning](http://www.fermanaghomagh.com/communityplanning)



## 9. Further Information

If you would like more information about the Community Plan Action Plan, you can get in touch with the Community Planning Team, Fermanagh and Omagh District Council, The Grange, Mountjoy Road, Omagh BT79 7BL. Alternatively, you can telephone 0300 303 1777, ext: 20213, textphone 028 8225 6216 or email [community.planning@fermanaghomagh.com](mailto:community.planning@fermanaghomagh.com).

Other Formats: If you would like a copy of this Plan in large print or any other format, please contact the Fermanagh and Omagh Community Planning Team on one of the methods listed above.





Community Planning and  
Performance Team  
on 0300 303 1777



028 8225 6216



community.planning@  
fermanaghomagh.com



fermanaghomagh



@fermanaghomagh



Community Planning and  
Performance Team,  
Fermanagh and Omagh District  
Council,

Fermanagh Office:  
Townhall, 2 Townhall Street,  
Enniskillen, Co. Fermanagh  
BT74 7BA

Omagh Office:  
The Grange, Mountjoy Road,  
Lisnamallard, Omagh  
Co.Tyrone Bt79 7BL

