

# Statement of Progress Executive Summary (November 2021)

Fermanagh and Omagh  
Community Planning Partnership



## Executive Summary

This is an executive summary of the 2021 Fermanagh and Omagh Community Plan Statement of Progress. The full statement is developed as an interactive Story Map and can be found at [fermanaghomagh.com](http://fermanaghomagh.com) and search '2021 Statement of Progress'. The Story Map will bring you through the journey of Community Planning from 2019 to November 2021. This executive summary provides details of updated data for the 38 population indicators which are used to quantify the achievement of the outcomes in the Community Plan. On page 6 of this document, you will find a list of actions which are being delivered by action leads which contribute to the delivery of the outcomes. As you view the interactive Story Map, you will be able to navigate the story map through our journey of Community Planning over the past 2 years through reviewing the plan, measuring progress and identifying 8 priorities as we emerge from the Covid 19 Pandemic. Section 5 in the Story Map identifies how we have demonstrated impact on our priorities and highlights a large number of case studies. Details of our reviewed governance structure and new ways of working are outlined and the key challenges for Community Planning going forward is identified.

## Measuring Progress Towards Outcomes

In July 2021, an update of the indicators was conducted. There is new data for 35 of the 38 indicators. These indicators are reported in this document, providing the 'baseline' (the first year the data was established as an indicator), the update provided in 2019 and the latest data for the 2021 Statement of Progress. This is also accompanied by a broad indication of 'trend', colour co-ordinated to suggest whether the indicator is moving 'in the right direction' (i.e. favourably), in the 'wrong direction' (i.e. not favourably) or whether there is no discernible change. The Community Plan can neither accept credit nor responsibility for the direction of travel of the available data. Actions delivered are expected to have a contributory impact on the wellbeing of our citizens.

If you would like to get in touch with any of the Community Planning team, please email [community.planning@fermanaghomagh.com](mailto:community.planning@fermanaghomagh.com) or phone 0300 303 1777, or textphone 028 8225 6216.

## Fermanagh and Omagh Community Planning Partnership








Trend		Indicators
Moving in the 'right direction'	◆	13
No change	◆	12
Moving in the 'wrong direction'	◆	10
No data	-	3
Total		38








# Indicator Data - updated September 2021

## Outcome 1: Our people are healthy and well – physically, mentally and emotionally

Indicator	Baseline	Statement of Progress 2019	Statement of Progress 2021 (Latest Data)	Trend
<b>1a) The gap in life expectancy between the most and least deprived areas</b> Source: Health Inequalities Report	Male: 2.5 years Female: 0.8 years Year: 2012-14	Male: 2.6 years Female: 3.2 years Year: 2015-17	Male: 1.4 years Female: 2.0 years Year: 2017-19	
<b>1b) The standardised admission rates due to alcohol and drugs</b> Source: Health Inequalities Report	Alcohol: 720 per 100,000 (deprived = 1202) Drugs: 201 per 100,000 (deprived = 336) Year: 2013/13 – 2014/15	Alcohol: 634 per 100,000 (deprived = 1176) Drugs: 167 per 100,000 (deprived = 271) Year: 2015/16 – 2017/18	Alcohol: 546 per 100,000 (deprived = 820) Drugs: 145 per 100,000 (deprived = 257) Year: 2017/18 – 2019/20	
<b>1c) Standard Prescription rate - mood and anxiety disorders</b> Source: Health Inequalities Report	FO District: 191 persons prescribed per 1,000 population Most Deprived: 226 persons prescribed per 1,000 population Year: 2016	<i>Not reported; Data Development Agenda</i>	FO District: 196 persons prescribed per 1,000 population Most Deprived: 231 persons prescribed per 1,000 population Year: 2019	
<b>1d) The number of preventable deaths</b> Source: PHIRB, Dept. of Health	FO: 199 per 100,000 deaths NI: 211 per 100,000 deaths Year: 2010-14	FO: 200 per 100,000 deaths NI: 207 per 100,000 deaths Year: 2013-17	FO: 197 per 100,000 deaths NI: 208 per 100,000 deaths Year: 2015-19	
<b>1e) % people not undertaking the recommended level of physical activity in any given week</b> Source: Fermanagh and Omagh Residents' Survey	75% Year: 2018	<i>Not reported; Data Development Agenda</i>	71% Year: 2021	




## Outcome 2: Older people lead more independent, engaged and socially connected lives

Indicator	Baseline	Statement of Progress 2019	Statement of Progress 2021 (Latest Data)	Trend
<b>2a) The number of people aged 75 years who are hospitalised due to a fall</b> Source: Health Inequalities Report	80 patients with a diagnosis of 'tendency to fall' 449 patients with a diagnosis of 'fall causing injury' Year: 2015/16	74 patients with a diagnosis of 'tendency to fall' 473 patients with a diagnosis of 'falls causing injury' Year: 2017/18	72 patients with a diagnosis of 'tendency to fall' 530 patients with a diagnosis of 'falls causing injury' Year: 2020/21	
<b>2b) % of the people aged 65 years and over in good health</b> Source: Census 2011 / Fermanagh and Omagh Residents' Survey 2018	2011: 88% Year: 2011	2018: 96% Year: 2018	2021: 96% Year: 2019	
<b>2c) % of people aged 65 years and over who have never used the internet</b> Source: Labour Force Survey	74% Year: 2013	58% Year: 2018	62% Year: 2018	
<b>2d) The number of crimes directed against people aged 60 years and over</b> Source: PSNI	467 Year: 2014	373 Year: 2018	440 Year: 2019	
<b>2e) ASCOT: % of residents aged 60+ years who can get to all the places in their local area that they want</b> Source: Fermanagh and Omagh Residents' Survey	58% Year: 2018	<i>Not reported; Data Development Agenda</i>	25% Year: 2021	

### Outcome 3: Our communities are inclusive, safe, resilient and empowered

Indicator	Baseline	Statement of Progress 2019	Statement of Progress 2021 (Latest Data)	Trend
<b>3a) The number of incidents of any crime</b> Source: PSNI	Total: 9,103, of which Recorded Crime: 4,998 Anti-Social Behaviour (incidents): 2,578 Domestic Abuse: 1,493 Hate Crimes (incidents): 34 Year: 2016	Total: 9,412, of which: Recorded Crime: 4,504 Anti-Social Behaviour (incidents): 2,986 Domestic Abuse: 1,874 Hate Crimes (incidents): 46 Year: 2018	Total: 9,282, of which: Recorded Crime: 4,701 Anti-Social Behaviour (incidents): 2,765 Domestic Abuse: 1,736 Hate Crimes (incidents): 80 Year: 2019	
<b>3b) % of the population who believe their cultural identity is respected by society</b> Source: NI Life and Times Survey	FO: 77% NI: 64% Year: 2013-15	FO: 81% NI: 67% Year: 2015-17	FO: 71% NI: 58% Year: 2018-20	
<b>3c) % of people living in relative poverty</b> Source: DfC ASU	FO: 25% NI: 23% Year: 2012/13 – 2014/2015	FO: 20% NI: 17% Year: 2015/16 – 2017/18	FO: 23% NI: 18% Year: 2016/17 - 2018/19	
<b>3d) # people killed or seriously injured in road traffic collisions</b> Source: PSNI	49 Year: 2015/16	<i>Not reported; Data Development Agenda</i>	59 Year: 2019/20	
<b>3e) # accidental dwelling fires</b> Source: NI Fire and Rescue Service	48 Year: 2015	55 Year: 2018	47 Year: 2020	
<b>3f) % of dwellings in a state of disrepair</b> Source: NI Housing Executive House Conditions Survey	FO: 17% NI: 16% Year: 2016	<i>Not reported; Data Development Agenda</i>	<i>NO data; Next update scheduled for 2022</i>	-
<b>3g) Life satisfaction of people with disabilities</b> Source: Fermanagh and Omagh Residents' Survey	People with a disability: 6.6/10 All people: 8/10 Year: 2018	<i>Not reported; Data Development Agenda</i>	People with a disability: 6.4/10 All people: 6.9/10 Year: 2021	
<b>3h) % of the population engaged in culture, arts or leisure</b> Source: DfC / CHS	90% Year: 2010/11 – 2012/13	82% Year: 2013/14 – 2015/16	<i>NO data; Next update scheduled for 2022</i>	-

### Outcome 4: Our people have the best start in life with lifelong opportunities to fulfil their potential

Indicator	Baseline	Statement of Progress 2019	Statement of Progress 2021 (Latest Data)	Trend
<b>4a) % school leavers achieving 5 GCSEs A* - C including English and Maths</b> Source: Dept. of Education ASU	All: 69.3% FSME: 48.1% Year: 2014/15	All: 71.4% FSME: 53.8% Year: 2016/17	All: 76.9% FSME: 62.0% Year: 2018/19	
<b>4b) % of children (Y1 and Y8) who are obese</b> Source: Health Inequalities Report	1: 5.7% Y8: 7.8% Year: 2012/13-2014/15	P1: 5.5% Y8: 7.2% Year: 2015/16-2017/18	P1: 5.6% Y8: 4.8% Year: 2017/18-2019/20	
<b>4c) Children development in immediate pre-school year</b> Source: PFG	<i>This indicator is taken from the PFG Data Development Agenda. Data has not yet been published. It is currently undergoing a technical assessment.</i>			
<b>4d) % children living in (relative) low income families (child poverty)</b> Source: HMRC	20% Year 2016	<i>Not reported; Data Development Agenda</i>	21% Year: 2020	



## Outcome 5: Our economy is thriving, expanding and outward looking

Indicator	Baseline	Statement of Progress 2019	Statement of Progress 2021 (Latest Data)	Trend
<b>5a) The number of jobs</b> Source: Ulster University Economic Policy Centre	50,600 jobs Year: 2015	52,100 jobs Year: 2018	52,200 jobs Year: 2019	◆
<b>5b) Economic inactivity rate (16+ years)</b> Source: Local Authority Database	34% Year: 2015	38% Year: 2018	45% Year: 2019	◆
<b>5c) Number of registered businesses</b> Source: HMRC	7,690 Year: 2016	8,200 Year: 2019	28,285 Year: 2021	◆
<b>5d) Wage levels</b> Source: ASHE	FO: £19,969 NI: £24,601 Gap: 23% Year: 2016	FO: £21,891 NI: £25,704 Gap: 17% Year: 2018	FO: £23,674 NI: £27,061 Gap: 14% Year: 2020	◆
<b>5e) Tourism expenditure</b> Source: Dept. Economy Local Government Tourism Stats	£68m pa over the last 3 years Year: 2013-15	£61m pa over the past 3 years Year: 2016-18	70m pa over the past 3 years Year: 2017-19	◆
<b>5f) % of premises unable to access broadband in excess of - i) 10Mbps and ii) 300Mbps</b> Source: OFCOM Connected Nations	10Mbps: 37% 300Mbps: 100% Year: 2015	10Mbps: 19% 300Mbps: 97% Year: 2018	10Mbps: 19% 300Mbps: 75% Year: 2020	◆
<b>5g) Length of motorways, dual carriageway and 'A' Roads</b> Source: NI Transport Statistics (DfI)	0km motorways 0.6km dual carriageway 320km 'A' Roads Year: 2016	0km motorways 0.6km dual carriageway 320km 'A' Roads Year: 2018	0km motorways 0.6km dual carriageway 320km 'A' Roads Year: 2020	◆
<b>5h) % commercial premises that are vacant</b> Source: LPS	20.0% Year: 2016	18.6% Year: 2019	18.0% Year: 2021	◆
<b>5i) % of parents who believe there is lack of childcare provision in their area</b> Source: NI Childcare Survey (Employers for Childcare)	Fermanagh: 83% Tyrone: 61% Year: 2018	<i>Not reported; Data Development Agenda</i>	Fermanagh: 90% Tyrone: 67% Year: 2020	◆

## Outcome 6: Our outstanding and culturally rich environment is cherished, sustainably managed and appropriately accessible

Indicator	Baseline	Statement of Progress 2019	Statement of Progress 2021 (Latest Data)	Trend
<b>6a) % of people who have heard of the phrase 'Biodiversity'</b> Source: Continuous Household Survey	44% Year: 2018	<i>Not reported; Data Development Agenda</i>	45% Year: 2019	◆
<b>6b) Heritage at Risk</b> Source: HARNI	76 Year: 2017	90 Year: 2019	108 Year: 2021	◆
<b>6c) Street Cleansing (LEAMS score)</b> Source: KNIB Cleaner Neighbourhoods Report	FO: 75 NI: 71 Year: 2018/19	<i>Not reported; Data Development Agenda</i>	FO: 68 NI: 65 Year: 2020/21	◆
<b>6d) % of journeys made on public transport and active travel</b> Source: Travel Survey NI (DfI)	FO: 19% NI: 23% Year: 2012-14	FO: 15% NI: 25% Year: 2015-17	FO: 15% NI: 25% Year: 2017-19	◆
<b>6e) % of people having a positive impact on the environment</b> Source: Continuous Household Survey	% having no positive impact: 6% Year: 2016	% having no positive impact: 8% Year: 2018h	% having no positive impact: 1% Year: 2019	◆
<b>6f) Climate Change – per capita CO2 emissions</b> Source: ONS (UK Local and Regional Carbon Dioxide emissions)	14.5 tonnes per capita Year: 2017	<i>Not reported; Data Development Agenda</i>	13.7 tonnes per capita Year: 2019	◆
<b>6g) % municipal waste preparing for reuse, dry recycling and composting</b> Source: DAERA Municipal Waste Stats	FO: 46.9% NI: 41.8% Year: 2015/16	FO: 49.2% NI: 49.7% Year: 2018/19	FO: 47.2% NI: 51.0% Year: 2019/20	◆

## Progress of Actions

	Outcome	Action Details	Action Lead	Details
People & Communities Theme	1. Our people are healthy and well - physically, mentally and emotionally	Develop communities in collaboration, to enhance health and social wellbeing and support those with or at risk of developing multi-morbidities. Part A) Enhance health and social wellbeing for the general population within the 2 pilot areas (a long-term, preventative piece of work).	Fermanagh and Omagh District Council	Community Planning Partners FODC, Pathfinder and PHA have collaborated and agreed to deliver this action which focuses on two pilot areas - Omagh DEA and Erne East DEA. Engagement with the Community & Voluntary sector representatives are ongoing in both pilot areas so to ensure buy-in at this concept stage and to encourage membership of Working Groups. Facilitated workshops for part A will progress over the Summer Months with an action plans being developed for each pilot area.
		Develop communities in collaboration, to enhance health and social wellbeing and support those with or at risk of developing multi-morbidities. Part B) Enhance health and social wellbeing for those with or at risk of developing multi-morbidities within the 2 pilot areas (a focused, targeted piece of work).	Western Health & Social Care Trust - Pathfinder Project	Community Planning Partners FODC, Pathfinder and PHA have collaborated and agreed to deliver this action which focuses on two pilot areas - Omagh DEA and Erne East DEA. Pathfinder is establishing a cross-sectoral multi-morbidities oversight group, which will oversee the reporting and implement the accountability arrangements for interventions based on data and evidence for the area. When established, this group will provide governance to the delivery of this action in the two pilot areas.
		C) Supporting Positive Mental Health through Water-based activities;	Fermanagh and Omagh District Council	A number of partners are working together to progress this action, including FODC, the Integrated Care Partnership and Waterways Ireland. Discussions are ongoing. This action will build on utilising the natural assets in Fermanagh and Omagh District and improvements to mental health.
	2. Older people lead more independent, engaged and socially connected lives	Digital Upskilling and provision of a safe space to access technology	Libraries NI	Delivery partners including Libraries NI, SWAP, FODC Community Services, OnSide NIHE Project, C&V representatives meet regularly to progress the coordination of provision of devices to older people over 65 and their carers and those with a disability. A method for data collection has been identified. As Libraries re-open to the public, partners will begin to jointly promote opportunities to participate in digital programmes and also the promotion of a safe space to access technology. Progress will now begin regarding the facilitation of e-health appointments within Libraries with partners in Pathfinder and nPower.
		Provide virtual and physical activities to reduce loneliness and social isolation for Over 60's & Promote Positive Ageing	South West Age Partnership	During the pandemic, SWAP and delivery partners in the "Fermanagh and Omagh Interagency Forum" changed the way they delivered services and re-focused their work to client customers. A large amount of various programmes of work, providing a high level of support to a large number of older people in our district will continue. A review of Age Friendly governance and the development of the Age Friendly Alliance will be progressed at pace over the next few months.
	3. Our communities are inclusive, safe, resilient and empowered	Tackle food poverty and enhance food security for people in financial stress and low incomes	Fermanagh and Omagh District Council	This action supports developing better linkages across the community and voluntary sector to promote access to emergency food aid in the first instance, specifically during COVID 19. This action has developed relationships amongst 6 registered foodbanks operating in the District, SVDPs and continues to enhance collaborative practice working together through the auspice of a food partnership. A new shared distribution centre in Kesh is being developed to promote enhanced access to food from FARESHARE etc. The focus in the coming periods is to enhance referrals to a wraparound of service providers and promote improved data and intelligence gathering in relation to food insecurity and its impact on our people.
		Support for Advice Services - Ensure people in financial stress can access benefit advice, support and legal representation to challenge decisions, and manage their debts effectively	Omagh Independent Advices Services & Fermanagh Advice Centre	This action is trying to promote financial security through an integrated approach between both independent advice services working in the FO district. The focus has been on those that have been furloughed and consequently lost jobs but also those that were struggling in the pandemic. The following months will focus on the impact of pandemic as well as BREXIT and to work to embed a wraparound service provision that utilises the CVS resources to meet the needs of those in disadvantage.



	Outcome	Action Details	Action Lead	Details
	3. Our communities are inclusive, safe, resilient and empowered	Work in partnership to address fuel poverty	Fermanagh and Omagh District Council	This action seeks to support those that are impacted by poor housing conditions, low incomes and inequalities. It seeks to work to minimise the impact of fuel poverty on those at highest risk . It incorporates best ideas that promote energy efficiency and reduce costs. Work with SVDPs to support the most vulnerable during COVID needing provision was rolled out through voucher scheme. The focus is to continue to reduce the number of people living in fuel poverty in the District .
		Reduce the digital divide through enhanced promotion of digital solutions; bridging the digital gap in education with appropriate adjustments to resources	Education Authority	Data on the number of devices, BT vouchers and MiFi units provided to children in FODC by the Department of Education has been reported over the past year. As children have now returned to the school setting, partners will further discuss the key issues behind the Digital Divide in Fermanagh and Omagh to develop this action further. Discussions have indicated that underlying issues relate to low literacy levels. This will be fully explored alongside Issues with Oracy in the classroom.
		Working in Partnership to prevent homelessness	Northern Ireland Housing Executive	This action is delivered through the Local Area Group by NIHE and a breadth of support partners. Its focus is to feed into the development and implementation of the Regional Homelessness strategy to support local challenges. This action is trying to embed a collaborative approach across a wide range of agencies to ensure tenants and those at risk of becoming homeless, or those in crisis have access to the support they need. The focus is to support people to sustain tenancies by addressing root causes.
		Equip the community and voluntary sector to support vulnerable people over the next 12-18 months	Fermanagh and Omagh District Council	The strength of the CVS has been realised During the COVID 19 pandemic. This actions aims to identify areas where CVS need support to strengthen infrastructure and capacity of its volunteers and staff . The focus has been to direct funding where needs is demonstrated through relevant data and intelligence to maximise impact. The focus in the next reporting period is to reueiw this action in line with locality planning.
		Increase frequency and access to accessible community transport, specifically for rural residents	Easilink & Fermanagh Rural Community Transport	This action is seeking to enhance the provision of community transport in areas that are deemed to be in highest risk of experiencing transport poverty. The aim is to develop pilot areas in the District to explore utilisation of local transport provision that is demand responsive and supports improved access to services, particularly health services. Affordability, accessibility and frequency of public transport has been used to assess areas that could benefit from the pilots most.
	4. Our people have the best start in life with lifelong opportunities to fulfil their potential	Increase community awareness of the impacts of Adverse Childhood Experiences so as to develop Trauma Aware Communities	Western Health & Social Care Trust & CAWT MACE's Project	Action leads are working closely with Safeguarding Board NI and FODC officers to developed a comprehensive work plan based on data and evidence. ACE's awareness raising workshops will continue with events conducted with Community Partners and another for CVS Forum members scheduled. Engagement will continue with key partners to sign off on this approach and seek their commitment.
Econ, Infra & Skills	5. Our economy is thriving, expanding and outward looking	Provide mentoring and training to support SMEs, including social enterprise, to return to trading so that employment opportunities can be sustained and to encourage growth	Invest Northern Ireland	This action focuses on significant progress being made to support businesses within the district to sustain and plan for recovery in the current crisis with grant funding provision, new programmes being developed and a focus on innovation and business support events. The impact of Covid in terms of scale and impact will only become clear as restrictions begin to ease, and businesses return to market. Partners will continue to work together to support SMEs including social enterprise to return to trading so that employment opportunities can be sustained and encourage growth in Fermanagh and Omagh.

	Outcome	Action Details	Action Lead	Details
	5. Our economy is thriving, expanding and outward looking	Town Centre Recovery Plans	Fermanagh and Omagh District Council	An extensive programme of engagement and project delivery continues in both Omagh and Enniskillen with actions in Recovery Action Plans progressing in both areas alongside Town Centre Recovery groups incorporating representation from elected members, business owners and other key stakeholders. Place brands for both urban centres have been agreed and will begin to soon appear on promotional and marketing material. The full impact of Covid social restrictions and EU Exit have yet to be realised and data is being collected and closely monitored to enable planning. Discussions are ongoing with Department for Communities for funding for a Place Shaping Plan in Omagh and Enniskillen.. As social restrictions begin to ease, engagement with and support to town centre businesses will continue.
		Progress workforce development to enhance skills and grow the talent pipeline for continued economic growth	South West College	This action has focused on collecting data regarding Innovation Vouchers and enrolments in short courses provided by SWC post Covid. With a changing landscape there is a need to re-assess the Specialist Training Programmes available within FODC and align the Department for Economy funded programmes so they can be further utilised and promoted by partners. The progression of the Labour Market Partnership will support collaboration for this action.
		Tourism Recovery	Tourism NI	Focusing on collaboration between a range of partners, this action will also focus on the delivery of TNI's Tourism Recovery Action Plan, which partners will deliver together. Ongoing meetings with partners are conducted to identify what elements of the plan partners can support and to progress action.
		EU Exit Readiness - Advice & Guidance	Invest Northern Ireland	EU Exit and its impact on trading conditions remains a key area of interest for business. Partners are continuing to provide ongoing support and advice to businesses in Fermanagh and Omagh. As details on new rules, tariffs and customs etc. become available, partners will work together to disseminate relevant information to businesses.
Environmental	6. Our outstanding natural environment and built and cultural heritage is sustainably managed and accessible	Partnership working with communities to build environmental awareness and activities	Fermanagh and Omagh District Council	This action is currently being reviewed in line with the Councils Climate change Strategy and direction of travel and more information will be available in September.
		Commitments to support climate change mitigations by building on the reduction in travel and use of online working in workplaces	Fermanagh and Omagh District Council	This action is currently being reviewed in line with the Councils Climate change Strategy and direction of travel and more information will be available in September.
	All 6 Outcomes	Collaborative Practice and Data gathering and intelligence	Fermanagh and Omagh District Council	<p>The action seeks to build upon the ongoing partnership working by providing a more formal framework for the collating and dissemination of data and information across the Community Planning Partnership. To this end, a Data and Evidence Working Group was established to collate data and information relating to the changed working practices during the Covid-19 pandemic and seek to demonstrate collective impact of partnership working. The Governance Review of Community Planning, undertaken in 2021, concluded that this type of work would be best served by time bound, subject specific Task and Finish Groups, as opposed to an ongoing formal Working Group.</p> <p>In addition, work to share information through formal Data Sharing Agreements, particularly relating to physical assets within Fermanagh and Omagh, is ongoing. A Data Sharing Agreement between the NI Housing Executive and Fermanagh and Omagh District Council has been established through this process. Discussions with other partners are ongoing.</p>