

Equality Monitoring Report for Elected Members

Religious Belief

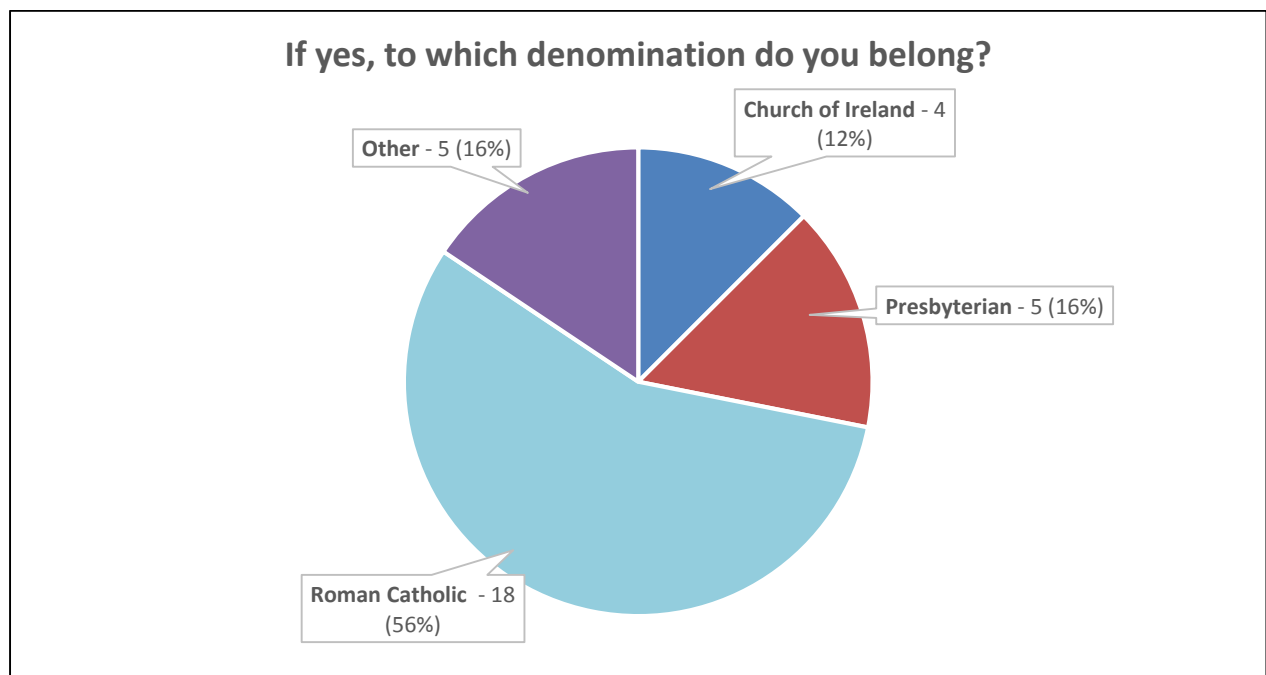
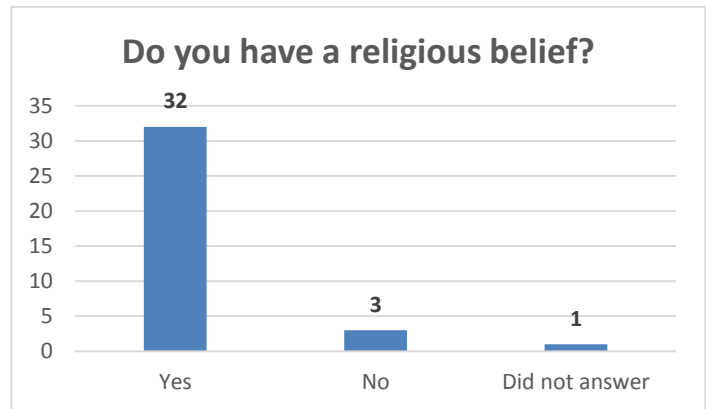
The first question on the Equality Monitoring Form was regarding 'Religious Belief', specifically: 'Do you have a religious belief?' The response to this question was as follows:

Yes: 32

No: 3

Did not answer: 1

Of the 32 Elected Members that responded 'Yes', they were then asked to clarify to which denomination they belonged.



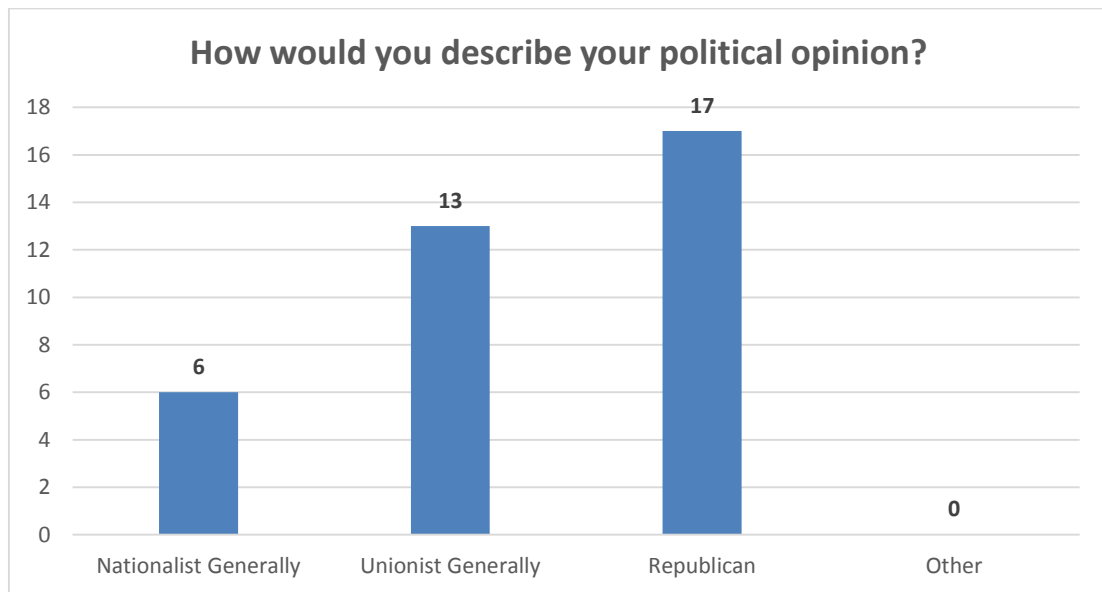
Of the five individuals who responded with 'Other' as their denomination, one respondent designated as 'Free Presbyterian' on their Equality Monitoring Return.

Political Opinion

The second question concerned Political Opinion, specifically, 'How would you describe your political opinion?'

For this question, Elected Members had four options to choose from: 'Nationalist Generally', 'Unionist Generally', 'Republican' or 'Other'.

There were a total of 36 responses to this question, which represents 100% of the Equality Monitoring Return. The data collected from the Equality Monitoring Returns was as follows:



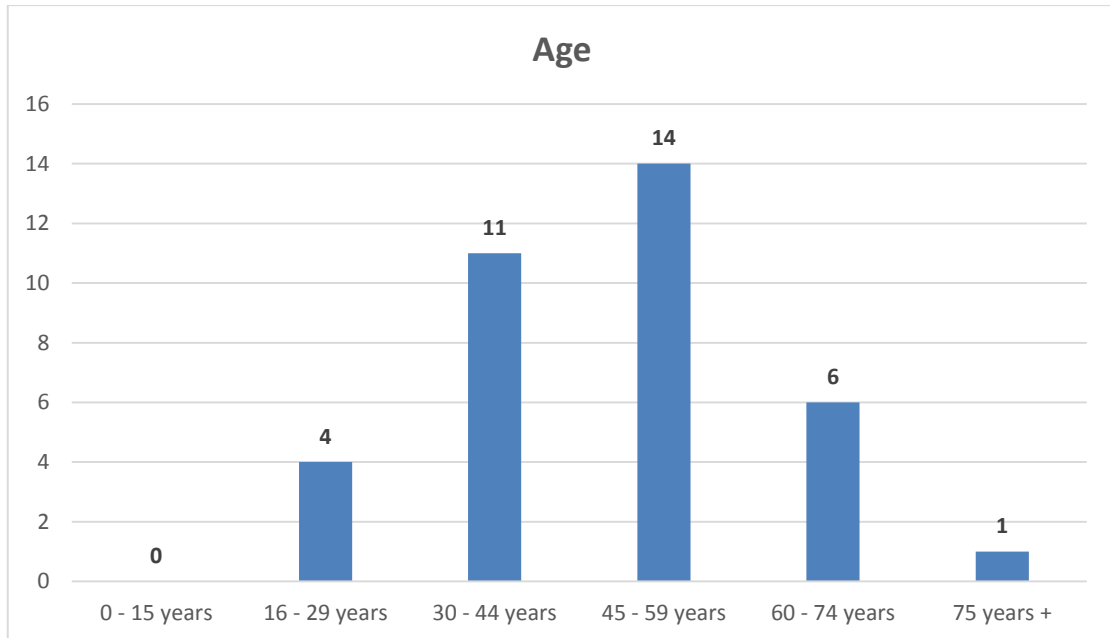
Racial Grouping

The next section of the Equality Monitoring Form relates to 'Racial Grouping', with the wording specifically being 'To which of these Racial Groups do you consider that you belong?'

All 36 Equality Monitoring Returns contained a response to this question, with all 36 respondents stating 'White' as their Racial Grouping.

Age

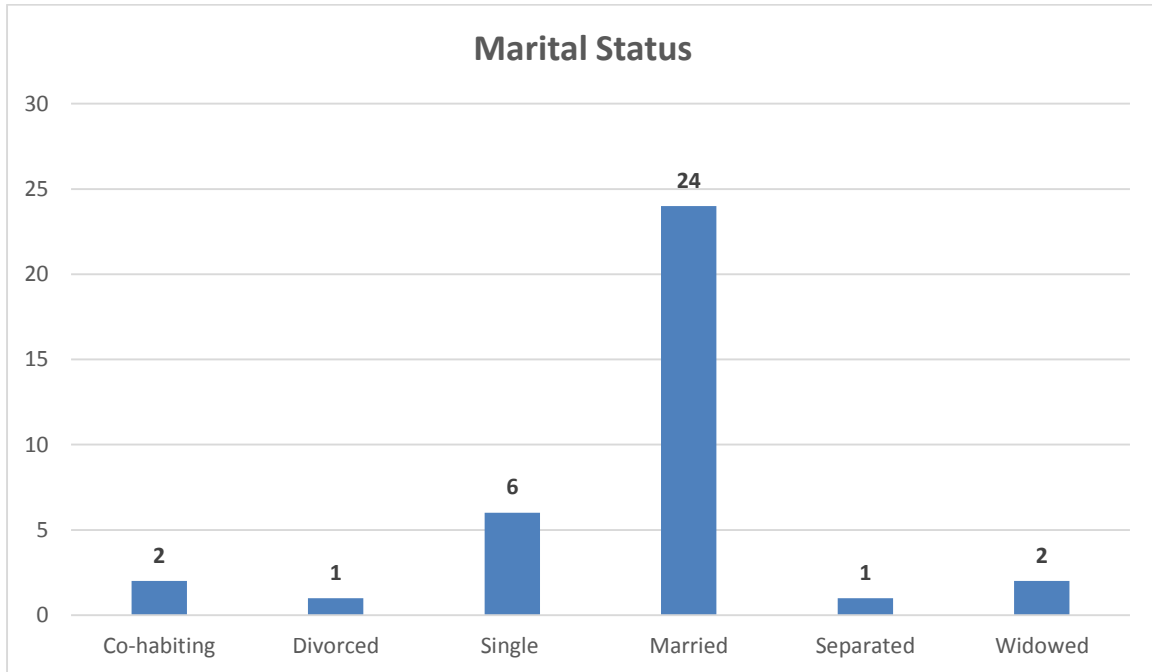
Within the 'Age' section of the Equality Monitoring Form, Elected Members had the opportunity to choose from six 'age ranges' available for selection. Again, all 36 respondents provided a response to this question, with the following data being collected and collated (please see overleaf):



Marital Status

With regards to 'Marital Status', all 36 responding Elected Members answered this question.

The Elected Members were given six options from which to choose, with the following chart illustrating the data that was collected:



Sexual Orientation

The question regarding 'Sexual Orientation' was also answered by all 36 respondents. The question itself was worded 'How would you describe your sexual orientation?'

The 36 responded as follows:

Heterosexual	35
Homosexual (Gay or Lesbian)	1
Bi-sexual	0

Gender

The section regarding 'Gender' was answered by all 36 respondents, with the responses seen below:

Male	26
Female	10
Trans-gendered	0

Disability

With regards to Disability, question eight specifically asked individuals whether or not they considered themselves to have a disability, in line with the definition of a person with a disability, under the Disability Discrimination Act 1995:

‘A physical or mental impairment which has a substantial and long-term effect on his/her ability to carry out normal day to day activities’.

Again, all 36 respondents supplied a response to this question, with **three** indicating that they did consider themselves as having a disability.

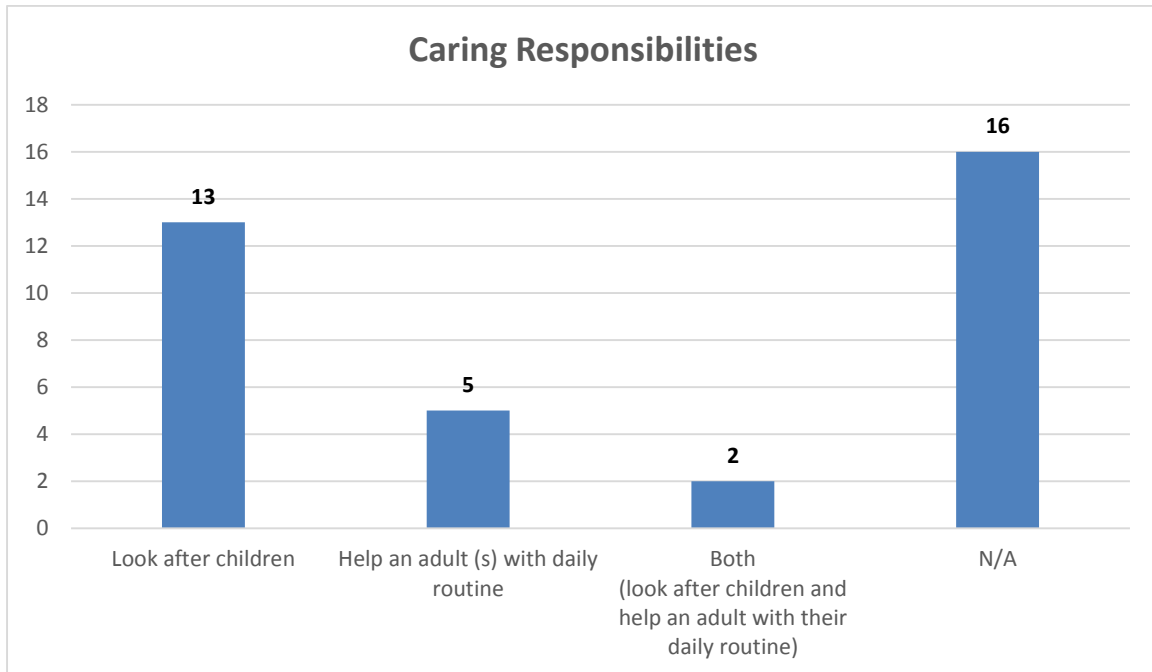
The second part of this question asked those who considered themselves to have a disability (three in total), to state what was their type of disability. The three respondents indicated the following:

Hearing Impairment	1
Mobility Impairment	2

One Elected Member who did not consider themselves to have a disability on the form, did indicate by adding an additional comment that they had a ‘slight visual impairment’.

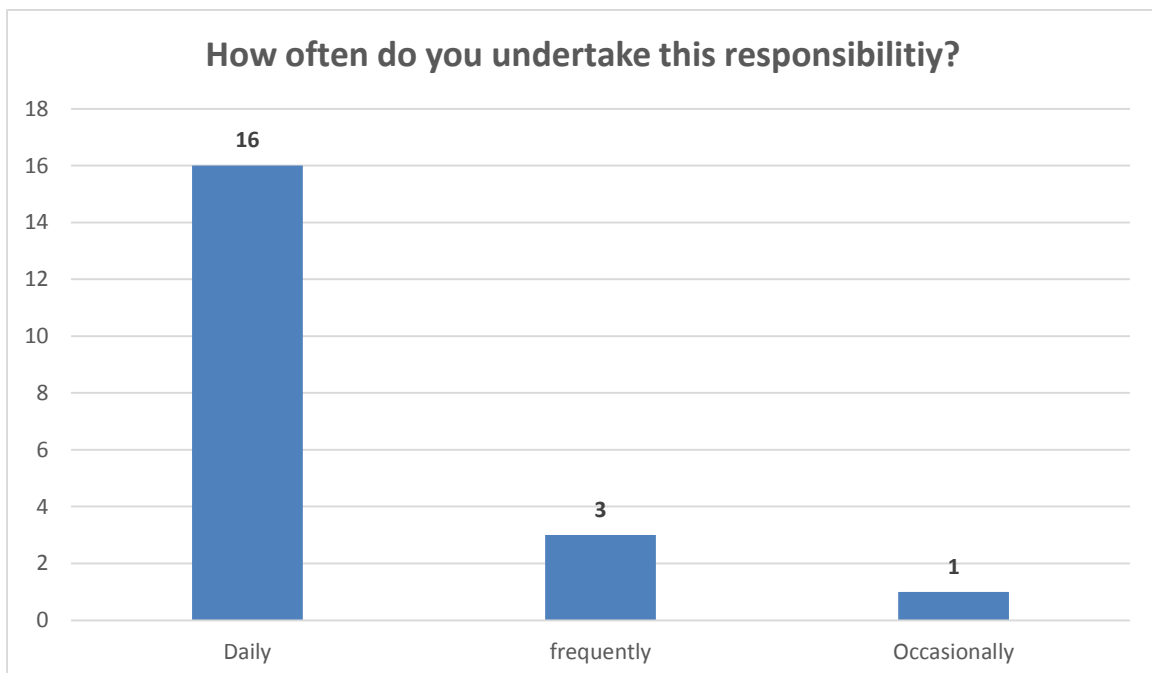
Dependents

The final part of the Equality Monitoring Form asked Elected Members to provide information on their caring responsibilities. Again, all 36 respondents provided a reply to this question. The data provided as part of this question is as follows:



For those who indicated that they had caring responsibilities (20 individuals), they were asked as to how often they undertook these responsibilities. Respondents were given three options for this, namely 'Daily', 'Frequently' or 'Occasionally'.

The 20 Elected Members responded as follows:



Conclusion

This report outlines the data collected from Elected Members in July and August 2016.

The information provided will establish a set of baseline data for Fermanagh and Omagh District Council Elected Members which, going forward, will be used for purposes such as benchmarking and policy development.

Essentially, this data will act as a starting point for monitoring long-term trends going forward.