



Fermanagh & Omagh  
District Council  
Comhairle Ceantair  
Fhear Manach agus na hÓmaí



Public Health  
Agency


Project supported by the PHA

# Strule Arts Centre Visual Guide



Tel: 028 8224 7831

Email: [strulearts@fermanaghomagh.com](mailto:strulearts@fermanaghomagh.com)



## Car Park

There are four blue badge spaces available at the venue.

Two spaces are available via an intercom system at High Street and a further two from George Street. These spaces are allocated on a first-come-first-served basis.

You can also use these areas to drop people off closer to the door.

## Getting to the Entrance

There are two entrances to the centre:

- From the public car park over the humpback bridge from the South West College site (Level 1)
- A ramped approach from the High Street entrance. (Level 2)

The entrance doors are automatic and have a wide opening.

There is lift access to all floors. The lift has lowered controls, speech indication and braille signage.



### See

- Grey path
- Grey paving
- Silver railings
- Cars
- Flowers
- Trees
- Birds
- River

### Hear

- Talking
- Birds
- Traffic
- Water

### Smell

- Grass
- Flowers
- Food





# Box Office

The Box Office Counter is to the left of the Main Foyer Area on Level 1 or to the right if coming from level 2.

Box Office has a lowered counter and a hearing loop system.

The 'PASS' Scheme provides a complimentary ticket to a person for their companion, where that person would not be able to attend or use the services at the venue without that companion.

You can collect a registration form for this scheme from Box Office or by downloading it from the website.



## See

- Glass door
- Silver railings
- Windows
- Wooden desk
- Cream tiles
- Green walls
- Seats
- Computers
- Shelves
- Posters
- Leaflets
- Staff & visitors
- Stairs

## Hear


- Talking
- Bell announcing the start of the show

## Smell

- Aftershave / perfume
- Food from cafe



**There may be a queue at the Box Office**



**A loudspeaker tells you that there is 5 minutes until the performance is due to start**

# Auditorium


The Auditorium can be entered on Level 1.

The auditorium has 10 accessible spaces in Row D.

If you require an accessible space please let Box Office know when booking your ticket.

There are handrails along the stairs leading to the seating.

Just before the performance, the two doors into the Auditorium will be opened. At this stage a member of staff will check your ticket and then you will be able to go in and find your seat.



Please turn off your mobile phone before entering the Auditorium.

## See

- Stage
- Mircophones
- Stage set
- Actors
- Staff
- Speakers
- Lights
- Wooden walls and floors
- Black Seats

Before the performance starts, the lights will be on.

When the performance starts the lights will go out and you will only be able to see the stage.

Between the scenes the stage lights may go off and you will only see the emergency exit lights.

The lights will come back on during the break and at the end of the show.



## Hear

- Talking
- Acting
- Music
- Singing



During the performance there may be loud noises





# Hearing Loop



A hearing system is available in the Auditorium and Lecture Theatre. This allows customers to have the performance projected directly through their hearing aid.

The Loop System works best in Rows E,F,G and H.

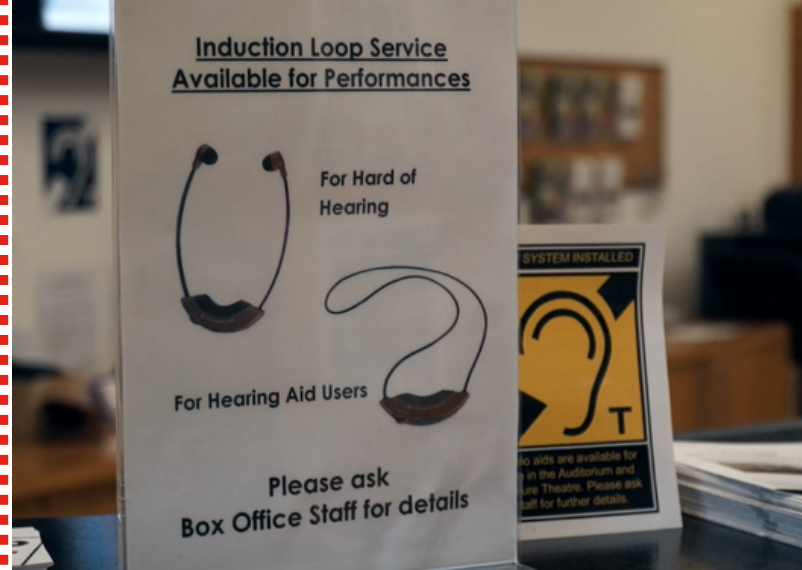
A portable loop device is available for use at meetings throughout the venue.

## Cafe

The Cafe is located on Level 2 (High Street Entrance).

It has level access and a lowered counter.

The furniture can be moved to suit the customer's requirements.



## See

- People
- Staff
- Glass windows
- Stairs
- Art Work
- Tables
- Chairs
- Food
- Drink

## Hear

- Talking
- Eating
- Plates
- Glasses
- Cooking

## Smell

- Food and drink from the cafe

**There may be a queue at the Cafe**



At the interval of a show, a bell will ring to tell you it's time to go back to your seat.



## Meeting Room

The Meeting Room is a small, long room accessed from the cafe and exhibition space on Level 2.

It has black tables and chairs.

The windows look out onto the River.

## Art Workshop

The Art Workshop is located past the Changing Place on Level 2.

In the room there are wooden tables, benches and art equipment.

## Lecture Theatre

The Lecture Theatre is found on Level 0.

The room has black theatre seats, red walls and a projector screen,

## Dance Studio


The Dance Studio is located just beside Box Office on Level 1.

It has a mirrored and white walls, and a wooden floor.



- See**
- White walls
  - Windows
  - Wooden floor
  - Mirrors
  - Dark carpet
  - Tables
  - Projector screen
  - Chairs

- Hear**
- Shoes tapping on the floor
  - Music
  - Talking
  - Art equipment making noise



# Toilets

There are Accessible Toilets located on level 0, level 1 and level 3.

An emergency alarm cord is located beside each of the toilets.



## Hand-dryer



- See**
  - Sink
  - Cubicles
  - Toilet
  - Hand dryer
- Hear**
  - Flushing
  - Water running
  - Hand dryer blowing
- Smell**
  - Cleaning Products

# Changing Places Facility

There is a Changing Places Facility available on level 2.

The facility has a ceiling-mounted hoist, power adjustable changing bed and a shower.

You can open the door using a radar key lock. You can use your own radar key or borrow one from Box Office.

